


HLL BIOTECH LIMITED, CHENNAI**INTEGRATED VACCINES COMPLEX, CHENGALPATTU**

nne pharmaplan*	User Requirement Specifications				 HLL BIOTECH LIMITED (a subsidiary of HLL (Public Limited)) (A Government of India Company)
	Equipment/System	Mobile CIP system			
	Identification #	B1- MCP 01	Document No:	URS/MCP 01	
	Effective Date	31-03-2016	Revision#	01	

User Requirement Specifications Mobile CIP system

Block Code	Area	Identification #	Qty (Nos)	Capacity(WV)
B1	Multiple Bacterial Block-HepB	B1-MCIP-01	1	500 L

HLL BIOTECH LIMITED, CHENNAI


INTEGRATED VACCINES COMPLEX, CHENGALPATTU

HLL BIOTECH LIMITED (A Company of HLL Biotech Limited) (A Government of India Company)	User Requirement Specifications			
	Equipment/System	Mobile CIP system		
	Identification #	B1- MCP 01	Document No:	URS/MCP 01
	Effective Date	31-03-2016	Revision#	01

Table of Contents

1.0	APPROVAL SIGNATURES	4
2.0	EQUIPMENT DESCRIPTION.....	5
3.0	PROCESS DESCRIPTION	8
3.1	INPUT & CHARGING METHOD	8
3.2	BRIEF PROCESS STEPS	8
3.3	OUTPUT & DISCHARGING METHOD	8
4.0	PRODUCTIVITY REQUIREMENT.....	9
4.1.	CHANGE OVER TIME.....	9
4.2.	OTHERS (IF ANY)	9
5.0	CONTAINMENT	9
6.0	GMP REQUIREMENTS	9
6.1	PROCESS CONTROL.....	9
6.2	FAILURE MODE DETECTION.....	9
6.3	IN – PROCESS CONTROL	9
6.4	LEVEL OF INSTRUMENTATION.....	10
6.5	BATCH DATA DISPLAY AND RECORD PRINTING	10
6.6	GMP REQUIREMENTS (OTHERS).....	10
6.7	SPECIFIC REQUIREMENTS.....	10
7.0	CONSTRAINTS	11
7.1	EQUIPMENT LOCATION AND AVAILABLE SPACE	11
7.2	AVAILABLE UTILITY	11
8.0	ABBREVIATION.....	12
9.0	REVISION INDEX.....	12

HLL BIOTECH LIMITED, CHENNAI**INTEGRATED VACCINES COMPLEX, CHENGALPATTU**

HLL Pharmaplan	User Requirement Specifications				 HLL BIOTECH LIMITED (a subsidiary of HLL Micros Systems) (A Government of India Company)
	Equipment/System	Mobile CIP system			
	Identification #	B1- MCP 01	Document No:	URS/MCP 01	
	Effective Date	31-03-2016	Revision#	01	

URS Annexure List

URS Annex No.	Detail
1	List of preferred MAKE of components

HLL BIOTECH LIMITED, CHENNAI

INTEGRATED VACCINES COMPLEX, CHENGALPATTU

User Requirement Specifications	User Requirement Specifications			
	Equipment/System	Mobile CIP system		
	Identification #	B1- MCP 01	Document No:	URS/MCP 01
	Effective Date	31-03-2016	Revision#	01



2.0 EQUIPMENT DESCRIPTION

The equipment described by this URS is Mobile CIP system for Multiple Bacterial Block.

Mobile CIP system is used for cleaning solution preparation, recirculation and cleaning of the process equipment/vessel. The scope of the Mobile CIP system which includes the preparation of cleaning solution, transfer / once through the CIP solution with the required flow rate & velocity, Re-circulating the CIP solution to the vessel and draining of the CIP solution at the end of the sequence.

Design, function and control of the unit should be cGMP compliant. The Equipment should be designed considering easy accessibility and maintenance. All piping should be designed to achieve 100% drainability as per the latest version of guidelines of ASME BPE.

The Skid mounted Mobile CIP system with integrated pump, Lockable castor wheels, Heat exchanger, Process vessel, HMI, valves, instrumentation and control panel with following features:

S No.	Description	Remarks
A.	The vessel should be equipped with the following requirements: Sterile vent filter should be provided for venting and pressurizing the vessel. The filter should be of sterilization grade filter cartridge with code 7 type. The filter housing should be constructed of 316L stainless steel with necessary assembly.	
B.	Air Pressure regulator should be provided in the air line for regulating the air pressure.	
C.	Spray ball should be provided in the top dish of the vessel.	
D.	Dosing bottles with necessary accessories like level switch, Non-Return valve, Dosing pumps should be provided for acid & alkali solutions.	
E.	Differential pressure sensor (Hydrostatic Type) should be provided for measurement and control of liquid level in the vessel.	
F.	Port for recirculation line should be provided on the top dish. The recirculation line should be provided with Suitable heat exchanger for heating CIP solution, centrifugal pump for recirculation and transfer of CIP solution.	
G.	Two numbers of dosing metering pumps for addition of acid and alkali, all necessary automation and instrumentation should be provided for fully automatic functionality of the system.	
H.	Centrifugal pump with Suitable flow rate should be provided for re circulation and transfer of the CIP solution, all necessary automation and instrumentation should be provided for functionality of the system. Pump should be provided with a drain line.	
I.	A flow switch/ Flow sensor should be provided to prevent the centrifugal pump from dry running.	
J.	Conductivity sensor (0-200mS/cm) should be provided on the recirculation line and drain line for the measurement and control during CIP solution preparation & CIP cycle.	
K.	Temperature sensor (Pt 100)should be provided on the discharge line of the centrifugal pump for the measurement and control of CIP solution temperature during heating.	

HLL BIOTECH LIMITED, CHENNAI

INTEGRATED VACCINES COMPLEX, CHENGALPATTU

HLL BIOTECH LIMITED CHENGALPATTU	User Requirement Specifications			
	Equipment/System	Mobile CIP system		
	Identification #	B1- MCP 01	Document No:	URS/MCP 01
	Effective Date	31-03-2016	Revision#	01



L. All the condensate drain lines should be provided with necessary steam traps.

The equipment should consist of following parts for operation:

TABLE 1

S. No.	Description	Purpose	MOC	Remarks
1	Shell	Cylindrical	SS316L	
2	Top closure	Tori spherical dish	SS316L	
3	Bottom closure	Tori spherical dish	SS316L	
4	Insulation	To avoid heat loss	Mineral wool	
5	Cladding	Outer cover to Insulation	SS304	
6	Heat exchanger [Shell & Tube]	Maintain the CIP solution temperature	SS 316L	

TABLE 2


S. No.	Description	Multiple Bacterial Block-Hep B	Remarks
1	No. of system	1	
2	Max. working Volume	500 L	
3	Geometric Volume	Vendor to specify	
4	Min Operating Volume	Vendor to specify	
5	Acid dosage container	Vendor to specify	
6	Alkali dosage container	Vendor to specify	
7	H/D	Vendor to specify	

2.1 General Requirement for vessel:

S No.	Nozzle schedule :	Remarks
2.1.1	Top Dish:	
	Light and sight port	
	Port for Spray ball	
	Spare port –TC end	
	Acid addition port	
	Alkali addition port	
	Port for vent filter	
2.1.2	Bottom dish:	
	Transfer line port/vessel outlet port	

HLL BIOTECH LIMITED, CHENNAI

INTEGRATED VACCINES COMPLEX, CHENGALPATTU

HLL Biotech Limited Chennai	User Requirement Specifications				 HLL BIOTECH LIMITED (A Subsidiary of HLL Biotech Limited) (A Government of India Enterprise)
	Equipment/System	Mobile CIP system			
	Identification #	B1- MCP 01	Document No:	URS/MCP 01	
	Effective Date	31-03-2016	Revision#	01	

NOTE:


1.	This Technical Specification is the basis for an inquiry to a vendor and therefore the basis for the vendor's proposal.
2.	The vendor is asked to state in "REMARKS" column with "yes" if the described requirement will be completely fulfilled and with "no" in case the requirement will not or cannot be fulfilled with the proposed equipment. In case of an deviation a comment must be inserted or enclosed as a separate annexure by referring to the respective URS specification number.
3.	The vendor must clearly comment each item of the Technical Specification. The comments must be in English language. If extra cost for necessary options becomes necessary the item must be clearly stated.
4.	In case that the requirement includes a question or request or information from the vendor, the answer / information should be stated in the "REMARKS" column.
5.	The final version of this document including the vendor's comments will become basis of a potential purchase order or contract.
6.	The Technical Specification serves to define a summary of all vendors' requirements concerning scope of delivery and services.
7.	The vendor is responsible for technically unobjectionable function of the equipment. This TS is not intended to dictate a technical design to the vendor. If agreed upon with the vendor, the vendor can apply his practically proven design.
8.	Special Instruction <ol style="list-style-type: none"> If no comments against any specification should be considered as "NO" and If there is no reply / comments against the complete URS by the vendor then it should be treated as unresponsive / technically non-compliant and rejected.
9.	All the instruments and controls mentioned in the URS(s) are expected to be standard supply and part of your standard equipment model. In case of any deviation or redundancy or additional scope of supply is noticed, vendor is required to obtain clarification from HBL before submitting the quotes.
10.	The makes requested are standard international makes. In case of any deviation, vendor to seek clarification from HBL before submitting the offers.
11.	Refer document Installation Requirement Specification and Specific Instructions with URS; NPI_120310_IRS_S1_01
12.	Refer Tender document with URS; NPI_120310_EQP_S1_TD_16

Note: The following points which are there in the IRS (Installation Requirement Specifications) are NOT APPLICABLE for this equipment:

- SI.NO 5 CE Conformity,
- SI.NO 7 ANSI/NSF 49-2008, ISO 14664, ISO 8362
- SI.NO 8 ISO 14664
- SI.NO 9 ISO 8362

HLL BIOTECH LIMITED, CHENNAI

INTEGRATED VACCINES COMPLEX, CHENGALPATTU

nne pharmaplan*	User Requirement Specifications				 HLL BIOTECH LIMITED Subsidiary of HLL Lifesciences a Company of HLL Lifesciences
	Equipment/System	Mobile CIP system			
	Identification #	B1- MCP 01	Document No:	URS/MCP 01	
	Effective Date	31-03-2016	Revision#	01	

After achieving required conductivity the solution will be drained.

4.0 PRODUCTIVITY REQUIREMENT

4.1. Change Over Time

Not Applicable

4.2. Others (if any)

Not Applicable

5.0 CONTAINMENT

Not Applicable

6.0 GMP REQUIREMENTS

6.1 Process control

The equipment must operate and control the following process cycle:

6.1.1 Duration of each cycle.

6.1.2 Number of cycles.

6.1.3 Quantities of wash liquid in each cycle.

6.1.4 Temperature of washing liquid.

6.1.5 Cycle sequence

6.1.6 Conductivity

6.1.7 pH (0-14)

6.2 Failure mode detection

6.2.1 Equipment should be capable to detect the following failure, notify the operator with alarm and shutdown the process:

a) Emergency stop activated

b) Power

6.2.2 Following condition need only notification to operator for procedural control

a) End of any/all process sequence.

b) Low compressed air

6.3 In – Process control

NA

HLL BIOTECH LIMITED, CHENNAI

INTEGRATED VACCINES COMPLEX, CHENGALPATTU

HBL HLL BIOTECH LIMITED (A Subsidiary of HLL, Chennai, India) Pharmaceutical Division (Services)	User Requirement Specifications			
	Equipment/System	Mobile CIP system		
	Identification #	B1- MCP 01	Document No:	URS/MCP 01
	Effective Date	31-03-2016	Revision#	01

6.4 Level of instrumentation

Sufficient and suitable instrumentation for the process, safety and productivity control as indicated in the following table:

Type of control	Purpose	Instrumentation
Temperature	To monitor , control and record the temperature	Temperature sensor and transmitter
DP Sensor (Hydrostatic Type)	To monitor , control and record the level in Vessel	DP sensor and transmitter
Conductivity	To monitor , control and record the Conductivity	Conductivity sensor and transmitter
pH	To monitor , control and record the pH	pH sensor and transmitter
Flow	To check flow	Flow switch
Speed	To control the speed of Pump	VFD

6.5 Batch data display and record printing

The system should be provided with all necessary automation and instrumentation for establishing interface (Handshake b/w the system) with other systems i.e., Blending vessel, media prep. Vessel, Buffer Prep. Vessel etc.

Controller: - PLC Based Controller (Non-editable data format to be obtainable) with minimum of 10" size HMI (Displaying data trends as Graphs, synoptic view of running parameters etc)

The HMI should be of touch screen type (Provision for manual operation to be provided). All settings should be user adjustable. HMI and Control Panel should be mounted on skid.

- Human machine interface must be used to enter the process details, which should appear in the print out.
- All critical alarms, Critical parameters and interlocks
- All Recipes/ sequences
- P&ID of the vessel along with instrumentation details
- Login details
- HMI screen showing simulation of valves

6.6 GMP requirements (Others)

6.6.1 All valve and joints should be sanitary type (preferably tri-clover connection).

6.6.2 Equipment should be completely drainable.

6.7 Specific requirements

6.7.1 All attachments required for fixing nozzles, supply pipes and return pipes should be provided by vendor only.

HLL BIOTECH LIMITED, CHENNAI

INTEGRATED VACCINES COMPLEX, CHENGALPATTU

HBL	User Requirement Specifications			
	Equipment/System	Mobile CIP system		
	Identification #	B1- MCP 01	Document No:	URS/MCP 01
	Effective Date	31-03-2016	Revision#	01



- 6.7.2 All the operations should be automatic through PLC, HMI and provision to be provided for manual interventions.
- 6.7.3 All the flexible piping used for cleaning services should be of SS re-enforced and PTFE lined to withstand pressure, temperature and very high and low pH.
- 6.7.4 Vendor should provide the following details in the quotes apart from these mentioned in the URS
- (a) Makes of pumps (Supply and return), Conductivity meter, Valves, PLC etc.
 - (b) Schematics of the Mobile CIP system
 - (c) Vessel Capacity
- 6.7.5 The Vendor should ensure maintenance parts availability for a minimum of 15 months from delivery.
- 6.7.6 Cables, air tubes, etc required from the point (single utility point) to equipment is in scope of vendor.
- 6.7.7 Vendor to perform a criticality assessment to assess the applicability of the system to Part 11 regulation. Software, if used to generate, process, store the quality critical data must be validated and must comply 21 CFR Part 11 requirements
- 6.7.8 Vendor should provide the FRL (Filter, regulator, lubricator), automatic valve assembly and air pressure switch for instrument air. Connections to automatic diaphragm valve should be in vendor scope.

7.0 CONSTRAINTS

7.1 Equipment location and available space

These equipment will be installed in the Multiple Bacterial bulk block of Integrated vaccines complex, Chengalpattu

Block: Multiple Bacterial Block- Hep B

Floor: Ground floor

7.2 Available Utility

7.2.1 Plant steam – 130 °C – 150°C at 3 – 3.5 bar (g) -----(Report requirement)

7.2.2 WFI (Hot loop) – 80-85°C at 2 bar (g) -----(Report requirement)

7.2.3 Purified Water- 28 – 30°C at 2.5 bar (g) -----(Report requirement)

7.2.4 Electricity – Vendor to specify----- (Report requirement)

7.2.5 Compressed air- 6.0– 8.0 bar (g) ----- (Report requirement)

Note: Utility consumption to be specified by the vendor, in case if there is a deviation in the values mentioned above.

HLL BIOTECH LIMITED, CHENNAI

INTEGRATED VACCINES COMPLEX, CHENGALPATTU

nne pharmaplan

User Requirement Specifications

Equipment/System

Mobile CIP system

Identification #

B1- MCP 01

Document No:

URS/MCP 01

Effective Date

31-03-2016

Revision#

01



8.0 ABBREVIATION

Abbreviation	Definition
IVC	Integrated Vaccines Complex
HBL	HLL Biotech limited
CIP	Clean In Place
SIP	Sterilization In Place
GMP	Good Manufacturing Practices
NPI	NNE Pharmaplan India Ltd
ISO	International Standards Organization
HMI	Human Machine Interface
PLC	Programmable Logic Controller
SCADA	Supervisory control and data acquisition system
NMT	Not More Than
TBD	To be discussed
PTFE	Polytetrafluoroethylene
ASME BPE	American Society of Mechanical Engineers Bioprocessing Equipment Standards
RH	Relative Humidity
Class EU	Class European Union

9.0 REVISION INDEX

Revision	Date	Reason for Revision
00	30-10-2015	First Draft for Client's Review
01	09-12-2015	Updated as per comments given by HBL dated 07-12-2015

HLL BIOTECH LIMITED, CHENNAI

INTEGRATED VACCINES COMPLEX, CHENGALPATTU

nne pharmanplan

User Requirement Specifications

Equipment/System

Mobile CIP system

Identification #

B1- MCP 01

Document No:

URS/MCP 01

Effective Date

31-03-2016

Revision#

01



URS Annexure 1: List of Preferred Make of components

SL.NO	DESCRIPTION	MAKE
A	INSTRUMENTATION	
1	PLC	Allen Bradley/ Siemens
2	Operator Interface/HMI	Allen Bradley/ Siemens
3	Temperature transmitter	Radix/ Yokogawa/Emerson
4	Temperature sensor	Negele/ Radix/Negale
5	pH sensor	Metler Toledo/E+H
6	Conductivity sensor	Metler Toledo/E+H
7	DP transmitter	E+H/Negele
8	DP sensor	E+H/Rosemount /Emerson
9	Flow switch	Negele/ Danfoss/E+H
10	VFD	Allen Bradley/ Siemens /Danfoss
B	MECHANICAL	
11	Centrifugal pump	Alfa Laval/ Grundfos
12	Vent filter cartridge	Sartorius/Pall/ Millipore
13	Spray ball	Hake/Lechler/Alfa laval
14	Diaphragm valve(Manual)	Gemu / SED/Burkert/ Saunders
15	Ball valve(Manual)	Modentic/Saunders/Alfa laval
16	Flexible hose	BBS/ AMI Polymer / Venair
17	Dosing metering pump	Prominent/ Masterflex
18	Steam trap	Steriflow/spirax marshall
C	PNEUMATIC	
19	Diaphragm valve(Automatic)	Gemu / SED/Burkert/Saunders
20	Angle seat valve(Automatic)	Gemu / SED/ Saunders