


# HLL BIOTECH LIMITED, CHENNAI

## INTEGRATED VACCINES COMPLEX, CHENGALPATTU


nne pharmaplan*	User Requirement Specifications				 HBL BIOTECH LIMITED [Address of HBL Biotech Limited] [Signature of HBL Biotech]
	Equipment/System	Mobile CIP system			
	Identification #	-	Document No:	URS/M_CIP 01	
	Effective Date	03-11-2014	Revision#	01	

## User Requirement Specifications Mobile CIP system

Block Code	Area	Identification #	Qty (Nos)	Capacity(WV)
F1	Viral Vaccine Formulation-Rabies	F1-CIP-01	1	100 L
B4	Rabies bulk block	B4-CIP-01	1	150 L

# HLL BIOTECH LIMITED, CHENNAI

## INTEGRATED VACCINES COMPLEX, CHENGALPATTU

nne pharmaplan*	User Requirement Specifications				 HBL BIOTECH LIMITED Sole Agent of HBL Biochem (India) P. No. 10/10
-----------------	---------------------------------	--	--	--	--

### Table of Contents

<b>1.0</b>	<b>APPROVAL SIGNATURES .....</b>	<b>4</b>
<b>2.0</b>	<b>EQUIPMENT DESCRIPTION.....</b>	<b>5</b>
<b>3.0</b>	<b>PROCESS DESCRIPTION.....</b>	<b>9</b>
3.1	INPUT & CHARGING METHOD .....	9
3.2	BRIEF PROCESS STEPS .....	9
3.3	OUTPUT & DISCHARGING METHOD.....	9
<b>4.0</b>	<b>PRODUCTIVITY REQUIREMENT .....</b>	<b>10</b>
4.1.	CHANGE OVER TIME .....	10
4.2.	OTHERS (IF ANY) .....	10
<b>5.0</b>	<b>CONTAINMENT .....</b>	<b>10</b>
<b>6.0</b>	<b>GMP REQUIREMENTS.....</b>	<b>10</b>
6.1	PROCESS CONTROL .....	10
6.2	FAILURE MODE DETECTION.....	10
6.3	IN – PROCESS CONTROL .....	10
6.4	LEVEL OF INSTRUMENTATION.....	11
6.5	BATCH DATA DISPLAY AND RECORD PRINTING.....	11
6.6	GMP REQUIREMENTS (OTHERS) .....	11
6.7	SPECIFIC REQUIREMENTS.....	11
<b>7.0</b>	<b>CONSTRAINTS.....</b>	<b>12</b>
7.1	EQUIPMENT LOCATION AND AVAILABLE SPACE .....	12
7.2	AVAILABLE UTILITY .....	12
<b>8.0</b>	<b>ABBREVIATION .....</b>	<b>13</b>
<b>9.0</b>	<b>REVISION INDEX.....</b>	<b>13</b>

# HLL BIOTECH LIMITED, CHENNAI

## INTEGRATED VACCINES COMPLEX, CHENGALPATTU

nne pharmaplarr

### User Requirement Specifications

Equipment/System

Mobile CIP system

Identification #

-

Document No:

URS/M\_CIP 01

Effective Date

03-11-2014

Revision#

01



### URS Annexure List

URS Annex No.	Detail
1	P&ID
2	List of preferred MAKE of components

# HLL BIOTECH LIMITED, CHENNAI

## INTEGRATED VACCINES COMPLEX, CHENGALPATTU

nnne pharmaplan

### User Requirement Specifications

Equipment/System

Mobile CIP system

Identification #

-

Document No:

URS/M\_CIP 01

Effective Date

03-11-2014

Revision#

01



## 1.0 APPROVAL SIGNATURES


This document is prepared by the Process, Validation and GMP Compliance team of "NNE Pharmaplan India" for the project "Integrated Vaccines Complex, Chengalpattu, Chennai" (project number: 120310) of HLL BIOTECH LIMITED (Chennai) under the authority of their Project Manager. Hence, this document before being effective should be reviewed by HBL user/s and project/ engineering team, approved by team lead of user department & QA and authorized by the appropriate Project authority.

NNE Pharmaplan			
Name	Designation	Signature	Date
Prepared by			
Mr Manohar. M	Process Engineer		20-10-2014
Checked by			
Ms. Bincy Joseph	Sr.Procees Engineer		20.10.2014
Approved by			
Mr. Vikas Katial	GM -Head COC Vaccines		20.10.2014

HLL Biotech Limited			
Name	Designation	Signature	Date
Reviewed by			
P. NAVIN KUMAR (Viral Vaccine Formulation- Rabies/Rabies Bulk)	DM -VIRAL VACCINE (FORMULATION)		30.10.2014
Vibha Singh (Vaccine Formulation Department)	DM-PROJECTS		28.10.2014
Approved By			
Dr. J. Suresh Babu (Viral Vaccine Formulation- Rabies/Rabies Bulk)	Project Head (V.V)		31/10/14
Dr. Suresh Babu	DM		31.10.2014
Authorized by			
R. MANI K. R	CEO		03.11.2014

# HLL BIOTECH LIMITED, CHENNAI

## INTEGRATED VACCINES COMPLEX, CHENGALPATTU

nne pharmaplan®	User Requirement Specifications				 HLL BIOTECH LIMITED Chengalpattu, Chennai - 600 064 (A Division of HLL Group)
	Equipment/System	Mobile CIP system			
	Identification #	-	Document No:	URS/M_CIP 01	
	Effective Date	03-11-2014	Revision#	01	

## 2.0 EQUIPMENT DESCRIPTION

The equipment described by this URS is Mobile CIP system for Rabies Formulation block & Rabies Bulk Block.

Mobile CIP system is used for cleaning solution preparation, recirculation and cleaning of the process equipment/vessel. The scope of the Mobile CIP system which includes the preparation of cleaning solution, transfer / once through the CIP solution with the required flow rate & velocity, Re-circulating the CIP solution to the vessel and draining of the CIP solution at the end of the sequence.


Design, function and control of the unit should be cGMP compliant. The Equipment should be designed considering easy accessibility and maintenance. All piping should be designed to achieve 100% drainability as per the guidelines of ASME BPE 2012.

The Skid mounted Mobile CIP system with integrated pump, Lockable castor wheels, Heat exchanger, Process vessel, HMI, valves, instrumentation and control panel with following features:

S No.	Description	Remarks
A.	<b>The vessel should be equipped with the following requirements:</b> Sterile vent filter should be provided for venting and pressurizing the vessel. The filter should be of sterilization grade filter cartridge with code 7 type. The filter housing should be constructed of 316L stainless steel with necessary assembly.	
B.	Air Pressure regulator should be provided in the air line for regulating the air pressure.	
C.	Spray ball should be provided in the top dish of the vessel for WFI supply.	
D.	Dosing bottles with necessary accessories like level switch, Non-Return valve, Dosing pumps should be provided for acid & alkali solutions.	
E.	Differential pressure sensor (Hydrostatic Type) should be provided for measurement and control of liquid level in the vessel.	
F.	Port for recirculation line should be provided on the top dish. The recirculation line should be provided with Suitable heat exchanger for heating CIP solution, centrifugal pump for recirculation and transfer of CIP solution.	
G.	Two numbers of dosing metering pumps for addition of acid and alkali, all necessary automation and instrumentation should be provided for fully automatic functionality of the system.	
H.	Centrifugal pump with Suitable flow rate should be provided for re circulation and transfer of the CIP solution, all necessary automation and instrumentation should be provided for functionality of the system. Pump should be provided with a drain line.	
I.	A flow switch should be provided to prevent the centrifugal pump from dry running.	
J.	Conductivity sensor (0-200mS/cm) should be provided on the recirculation line and drain line for the measurement and control during CIP solution preparation & CIP cycle.	
K.	Temperature sensor duplex Pt 100 should be provided on the discharge line of the centrifugal pump for the measurement and control of CIP solution temperature during heating.	
L.	All the condensate drain lines should be provided with necessary steam traps.	

# HLL BIOTECH LIMITED, CHENNAI

## INTEGRATED VACCINES COMPLEX, CHENGALPATTU

nne pharma plan*	User Requirement Specifications				 HBL BIOTECH LIMITED Subsidiary of HBL Life Sciences Limited B-1, Sector 10, Gurgaon-122001
	Equipment/System	Mobile CIP system			
	Identification #	-	Document No:	URS/M_CIP 01	
	Effective Date	03-11-2014	Revision#	01	

The equipment should consist of following parts for operation:

TABLE 1

S. No.	Description	Purpose	MOC	Remarks
1	Shell	Cylindrical	SS316L	
2	Top closure	Tori spherical dish	SS316L	
3	Bottom closure	Tori spherical dish	SS316L	
4	Insulation	To avoid heat loss	Mineral wool	
5	Cladding	Outer cover to Insulation	SS304	
6	Heat exchanger [Shell & Tube]	Maintain the CIP solution temperature	SS 316L	

TABLE 2


S. No.	Description	Viral Vaccine Formulation - Rabies	Rabies Bulk	Remarks
1	No. of system	1	1	
2	Max. working Volume	100 L	150 L	
3	Geometric Volume	Vendor to specify	Vendor to specify	
4	Min Operating Volume	Vendor to specify	Vendor to specify	
5	Acid dosage container	Vendor to specify	Vendor to specify	
6	Alkali dosage container	Vendor to specify	Vendor to specify	
7	H/D	Vendor to specify	Vendor to specify	

### 2.1 General Requirement for vessel:

S No.	Nozzle schedule :	Remarks
2.1.1	<b>Top Dish:</b>	
	Light and sight port	
	Port for Spray ball	
	Spare port –TC end	
	Acid addition port	
	Alkali addition port	
	Port for vent filter	
2.1.2	<b>Bottom dish:</b>	
	Transfer line port/vessel outlet port	

# HLL BIOTECH LIMITED, CHENNAI


## INTEGRATED VACCINES COMPLEX, CHENGALPATTU

nne pharmaplan*	User Requirement Specifications				 HBL BIOTECH LIMITED (A Subsidiary of HLL Biotech Limited) 20, 21, 22, 23, 24, 25, 26, 27, 28, 29, 30, 31, 32, 33, 34, 35, 36, 37, 38, 39, 40, 41, 42, 43, 44, 45, 46, 47, 48, 49, 50, 51, 52, 53, 54, 55, 56, 57, 58, 59, 60, 61, 62, 63, 64, 65, 66, 67, 68, 69, 70, 71, 72, 73, 74, 75, 76, 77, 78, 79, 80, 81, 82, 83, 84, 85, 86, 87, 88, 89, 90, 91, 92, 93, 94, 95, 96, 97, 98, 99, 100
	Equipment/System	Mobile CIP system			
	Identification #	-	Document No:	URS/M_CIP 01	
	Effective Date	03-11-2014	Revision#	01	

### NOTE:

1.	This Technical Specification is the basis for an inquiry to a vendor and therefore the basis for the vendor's proposal.
2.	The vendor is asked to state in "REMARKS" column with "yes" if the described requirement will be completely fulfilled and with "no" in case the requirement will not or cannot be fulfilled with the proposed equipment. In case of an deviation a comment must be inserted or enclosed as a separate annexure by referring to the respective URS specification number.
3.	The vendor must clearly comment each item of the Technical Specification. The comments must be in English language. If extra cost for necessary options becomes necessary the item must be clearly stated.
4.	In case that the requirement includes a question or request or information from the vendor, the answer / information should be stated in the "REMARKS" column.
5.	The final version of this document including the vendor's comments will become basis of a potential purchase order or contract.
6.	The Technical Specification serves to define a summary of all vendors' requirements concerning scope of delivery and services.
7.	The vendor is responsible for technically unobjectionable function of the equipment. This TS is not intended to dictate a technical design to the vendor. If agreed upon with the vendor, the vendor can apply his practically proven design.
8.	<b>Special Instruction</b> <ol style="list-style-type: none"> <li>If no comments against any specification should be considered as "NO" and</li> <li>If there is no reply / comments against the complete URS by the vendor then it should be treated as unresponsive / technically non-compliant and rejected.</li> </ol>
9.	All the instruments and controls mentioned in the URS(s) are expected to be standard supply and part of your standard equipment model. In case of any deviation or redundancy or additional scope of supply is noticed, vendor is required to obtain clarification from HBL before submitting the quotes.
10.	The makes requested are standard international makes. In case of any deviation, vendor to seek clarification from HBL before submitting the offers.
11.	Refer document Installation Requirement Specification and Specific Instructions with URS; NPI_120310_IRS_S1_01
12.	Refer Tender document with URS; NPI_120310_EQP_S1_TD_08


**HLL BIOTECH LIMITED, CHENNAI****INTEGRATED VACCINES COMPLEX, CHENGALPATTU**


nne pharmaplan*	User Requirement Specifications				 HLL BIOTECH LIMITED Creating the Future & Sustaining it with Integrity
	Equipment/System	Mobile CIP system			
	Identification #	-	Document No:	URS/M_CIP 01	
	Effective Date	03-11-2014	Revision#	01	


**Note:** The following points which are there in the IRS (Installation Requirement Specifications) are NOT APPLICABLE for this equipment:


- SI.NO 5 CE Conformity,
- SI.NO 7 ANSI/NSF 49-2008, ISO 14664, ISO 8362
- SI.NO 8 ISO 14664
- SI.NO 9 ISO 8362



HLL BIOTECH LIMITED, CHENNAI					
INTEGRATED VACCINES COMPLEX, CHENGALPATTU					
nne pharmaplan	User Requirement Specifications				 HLL BIOTECH LIMITED A Division of HLL Limited (A Government of India Enterprise)
	Equipment/System	Mobile CIP system			
	Identification #	-	Document No:	URS/M_CIP 01	
	Effective Date	03-11-2014	Revision#	01	
Specifications					Remarks
<b>3.0 PROCESS DESCRIPTION</b>					
<b>3.1 Input &amp; Charging method</b>					
<p>The alkali and acid solutions are prepared in Mobile CIP system with the help of Dosing and metering pump and transferred to the equipment for cleaning. Cleaning solution can be charged continuously to the CIP tank so that tank should be provided with 'HIGH' and 'LOW' level functions to control the addition and discharge from the tank.</p>					
<p>Vendor to provide the necessary valve assembly with automation to integrate the above mentioned sequence</p>					
<b>3.2 Brief Process Steps</b>					
<p>Mobile CIP system will perform all the sequence i.e., Preparation, Transfer, Once through, Recirculation etc. from the system itself by taking the IO from victim Vessel PLC.</p> <p>The system should be capable of the following sequence of cleaning cycle:</p> <ol style="list-style-type: none"> <li><u>Wash Phases:</u> Once through with PW rinse- 55-60°C</li> <li><u>Alkali addition through metering/dosing pump:</u> PW addition through totalizer set point flow meter Re-circulation with Alkali solution- 55-60 °C</li> <li><u>Intermediate wash:</u> Once-through with PW</li> <li><u>Acid addition through metering /Dosing pump:</u> PW addition through totalizer set point flow meter Re-circulation with Acid solution Once-through with PW</li> <li><u>Rinse Phases:</u> Recirculation/Once-through with WFI</li> <li><u>Drying in place:</u> Air blow to the equipment</li> </ol> <p><b>Note:</b> CIP solution preparation in the respective vessel is based on conductivity set point, a feedback signal from conductivity sensor in the recirculation line of the pump is employed for controlled acid/alkali dosing.</p>					
<b>3.3 Output &amp; Discharging method</b>					
<p>The prepared CIP solution will be transferred to the process vessel which will be recirculated with the help of Mobile CIP system itself connected to the vessel by using flexible hoses.</p>					
<p>After achieving required conductivity the solution will be drained.</p>					
File Name	NPI_120310_EQP_URS_M_CIP 01	Start Date	02-05-2014	Page No.	Page 9 of 14


HLL BIOTECH LIMITED, CHENNAI				
INTEGRATED VACCINES COMPLEX, CHENGALPATTU				
nne pharmaplan*	User Requirement Specifications			 HLL BIOTECH LIMITED <small>Quality Management System</small>
	Equipment/System	Mobile CIP system		
	Identification #	-	Document No: URS/M_CIP 01	
	Effective Date	03-11-2014	Revision# 01	
<b>4.0 PRODUCTIVITY REQUIREMENT</b>				
<b>4.1. Change Over Time</b>				
Not Applicable				
<b>4.2. Others (if any)</b>				
Not Applicable				
<b>5.0 CONTAINMENT</b>				
Not Applicable				
<b>6.0 GMP REQUIREMENTS</b>				
<b>6.1 Process control</b>				
The equipment must operate and control the following process cycle:				
6.1.1	Duration of each cycle.			
6.1.2	Number of cycles.			
6.1.3	Quantities of wash liquid in each cycle.			
6.1.4	Temperature of washing liquid.			
6.1.5	Cycle sequence			
6.1.6	Conductivity			
6.1.7	pH(0-14)			
<b>6.2 Failure mode detection</b>				
6.2.1	Equipment should be capable to detect the following failure, notify the operator with alarm and shutdown the process:			
a)	Emergency stop activated			
b)	Power			
6.2.2	Following condition need only notification to operator for procedural control			
a)	End of any/all process sequence.			
b)	Low compressed air			
<b>6.3 In – Process control</b>				
NA				
File Name	NPI_120310_EQP_URS_M_CIP 01	Start Date	02-05-2014	Page No. Page 10 of 14

<b>HLL BIOTECH LIMITED, CHENNAI</b>																							
<b>INTEGRATED VACCINES COMPLEX, CHENGALPATTU</b>																							
nne pharmaplan*	<b>User Requirement Specifications</b>				 <small>HLL BIOTECH LIMITED Chennai-600 008 (Sole Proprietorship)</small>																		
	<b>Equipment/System</b>	Mobile CIP system																					
	<b>Identification #</b>	-	<b>Document No:</b>	URS/M_CIP 01																			
	<b>Effective Date</b>	03-11-2014	<b>Revision#</b>	01																			
<b>6.4 Level of instrumentation</b>																							
<p>Sufficient and suitable instrumentation for the process, safety and productivity control as indicated in the following table:</p> <table border="1" style="width: 100%; border-collapse: collapse;"> <thead> <tr> <th style="width: 20%;">Type of control</th> <th style="width: 30%;">Purpose</th> <th style="width: 50%;">Instrumentation</th> </tr> </thead> <tbody> <tr> <td>Temperature</td> <td>To monitor , control and record the temperature</td> <td>Temperature sensor and transmitter</td> </tr> <tr> <td>DP Sensor (Hydrostatic Type)</td> <td>To monitor , control and record the level in Vessel</td> <td>DP sensor and transmitter</td> </tr> <tr> <td>pH &amp; Conductivity</td> <td>To monitor , control and record the Conductivity</td> <td>pH and Conductivity sensor and transmitter</td> </tr> <tr> <td>Flow</td> <td>To check flow</td> <td>Flow switch</td> </tr> <tr> <td>Speed</td> <td>To control the speed of Pump</td> <td>VFD</td> </tr> </tbody> </table>					Type of control	Purpose	Instrumentation	Temperature	To monitor , control and record the temperature	Temperature sensor and transmitter	DP Sensor (Hydrostatic Type)	To monitor , control and record the level in Vessel	DP sensor and transmitter	pH & Conductivity	To monitor , control and record the Conductivity	pH and Conductivity sensor and transmitter	Flow	To check flow	Flow switch	Speed	To control the speed of Pump	VFD	
Type of control	Purpose	Instrumentation																					
Temperature	To monitor , control and record the temperature	Temperature sensor and transmitter																					
DP Sensor (Hydrostatic Type)	To monitor , control and record the level in Vessel	DP sensor and transmitter																					
pH & Conductivity	To monitor , control and record the Conductivity	pH and Conductivity sensor and transmitter																					
Flow	To check flow	Flow switch																					
Speed	To control the speed of Pump	VFD																					
<b>6.5 Batch data display and record printing</b>																							
<p>The system should be provided with all necessary automation and instrumentation for establishing interface (Handshake b/w the system) with other systems i.e., Blending vessel, media prep. Vessel, Buffer Prep. Vessel etc.</p>																							
<p>Controller: - PLC Based Controller (Non-editable data format to be obtainable) with minimum of 10" size HMI (Displaying data trends as Graphs, synoptic view of running parameters etc)</p>																							
<p><b>The HMI should be of touch screen type (Provision for manual operation to be provided).</b> All settings should be user adjustable. HMI and Control Panel should be mounted on skid.</p> <ul style="list-style-type: none"> <li>Human machine interface must be used to enter the process details, which should appear in the print out.</li> <li>All critical alarms, Critical parameters and interlocks</li> <li>All Recipes/ sequences</li> <li>P&amp;ID of the vessel along with instrumentation details</li> <li>Login details</li> <li>HMI screen showing simulation of valves</li> </ul>																							
<b>6.6 GMP requirements (Others)</b>																							
6.6.1	All valve and joints should be sanitary type (preferably tri-clover connection).																						
6.6.2	Equipment should be completely drainable.																						
<b>6.7 Specific requirements</b>																							
6.7.1	All attachments required for fixing nozzles, supply pipes and return pipes should be provided by vendor only.																						
6.7.2	All the operations should be automatic through PLC, HMI and provision to be provided for																						
File Name	NPI_120310_EQP_URS_M_CIP 01	Start Date	02-05-2014	Page No.	Page 11 of 14																		

HLL BIOTECH LIMITED, CHENNAI					
INTEGRATED VACCINES COMPLEX, CHENGALPATTU					
nne pharmaplan*	User Requirement Specifications				 <small>HLL BIOTECH LIMITED [Address and Contact Information]</small>
	Equipment/System	Mobile CIP system			
	Identification #	-	Document No:	URS/M_CIP 01	
	Effective Date	03-11-2014	Revision#	01	
manual interventions.					
6.7.3	All the flexible piping used for cleaning services should be of SS re-enforced and PTFE lined to withstand pressure, temperature and very high and low pH.				
6.7.4	Vendor should provide the following details in the quotes apart from these mentioned in the URS (a) Makes of pumps (Supply and return), Conductivity meter, Valves, PLC etc. (b) Schematics of the Mobile CIP system (c) Vessel Capacity				
6.7.5	The Vendor should ensure maintenance parts availability for a minimum of 15 months from delivery.				
6.7.6	Cables, air tubes, etc required from the point (single utility point) to equipment is in scope of vendor.				
6.7.7	Vendor to perform a criticality assessment to assess the applicability of the system to Part 11 regulation. Software, if used to generate, process, store the quality critical data must be validated and must comply 21 CFR Part 11 requirements				
6.7.8	Vendor should provide the FRL (Filter, regulator, lubricator), automatic valve assembly and air pressure switch for instrument air. Connections to automatic diaphragm valve should be in vendor scope.				
<b>7.0 CONSTRAINTS</b>					
<b>7.1 Equipment location and available space</b>					
These equipment will be installed in the Bacterial Vaccine Formulation and Viral Vaccine Formulation block: <b>a. Block: <u>Viral Vaccine Formulation- Rabies</u></b> <b>Floor: <u>Ground floor</u></b> <b>False ceiling height: 4000 mm</b> <b>Physical condition of the room:</b> <ol style="list-style-type: none"> <li>Class: EU Class "C"</li> <li>Differential Pressure: 50 Pa</li> <li>Temperature maintained: 22±2 °C</li> <li>Relative Humidity: &lt; 55%RH</li> </ol> <b>b. Block: <u>Rabies Bulk Block</u></b> <b>Floor: <u>Ground floor</u></b> <b>False ceiling height: 2700 mm</b> <b>Physical condition of the room:</b> <ol style="list-style-type: none"> <li>Class: EU Class "C"</li> <li>Differential Pressure: 30 Pa</li> <li>Temperature maintained: 22±2 °C</li> <li>Relative Humidity: &lt; 55 % RH</li> </ol>					
<b>7.2 Available Utility</b>					
7.2.1	Plant steam – 130 °C – 150°C at 3 – 3.5 bar (g) -----(Report requirement)				
7.2.2	WFI (Hot loop) – 80-85°C at 2 bar (g) -----(Report requirement)				
File Name	NPI_120310_EQP_URS_M_CIP 01	Start Date	02-05-2014	Page No.	Page 12 of 14

## HLL BIOTECH LIMITED, CHENNAI

### INTEGRATED VACCINES COMPLEX, CHENGALPATTU

nne pharmaplan*	User Requirement Specifications				 HLLBIOTECH LIMITED (a subsidiary of HLL Life Sciences) (a division of HLL Group)
	Equipment/System	Mobile CIP system			
	Identification #	-	Document No:	URS/M_CIP 01	
	Effective Date	03-11-2014	Revision#	01	

7.2.3 Purified Water- 28 – 30°C at 2.5 bar (g) -----(Report requirement)

7.2.4 Electricity – Vendor to specify----- (Report requirement)

7.2.5 Compressed air- 6.0– 8.0 bar (g) ----- (Report requirement)

**Note: Utility consumption to be specified by the vendor, in case if there is a deviation in the values mentioned above.**

## 8.0 ABBREVIATION


Abbreviation	Definition
IVC	Integrated Vaccines Complex
HLB	HLL Biotech limited
CIP	Clean In Place
SIP	Sterilization In Place
GMP	Good Manufacturing Practices
NPI	NNE Pharmaplan India Ltd
ISO	International Standards Organization
HMI	Human Machine Interface
PLC	Programmable Logic Controller
SCADA	Supervisory control and data acquisition system
NMT	Not More Than
TBD	To be discussed
PTFE	Polytetrafluoroethylene
ASME BPE	American Society of Mechanical Engineers Bioprocessing Equipment Standards
RH	Relative Humidity
Class EU	Class <u>European Union</u>

## 9.0 REVISION INDEX

Revision	Date	Reason for Revision
00	05-05-2014	First Draft for Client's Review
01	04-10-2014	Philosophy changed as per the mail dated 04-10-2014

# HLL BIOTECH LIMITED, CHENNAI

## INTEGRATED VACCINES COMPLEX, CHENGALPATTU

nne pharmaplan*	User Requirement Specifications				 HBL BIOTECH LIMITED 5th Floor, 6th Main Road, Anna Nagar, Chennai - 600 094 9840000000
	Equipment/System	Mobile CIP system			
	Identification #	-	Document No:	URS/M_CIP 01	
	Effective Date	03-11-2014	Revision#	01	

### URS Annexure 2: List of Preferred Make of components

SL.NO	DESCRIPTION	MAKE
<b>A</b>	<b>INSTRUMENTATION</b>	
1	PLC	Allen Bradley/ Siemens
2	Operator Interface/HMI	Allen Bradley/ Siemens
3	Temperature transmitter	Radix/ Yokogawa/Emerson
4	Temperature sensor	Negele/ Radix/Negale
5	Conductivity sensor	Metler Toledo/E+H
6	DP transmitter	E+H/Negele
7	DP sensor	E+H/Rosemount /Emerson
8	Flow switch	Negele/ Danfoss/E+H
9	VFD	Allen Bradley/ Siemens /Danfoss
<b>B</b>	<b>MECHANICAL</b>	
10	Centrifugal pump	Alfa Laval/ Grundfos
11	Vent filter cartridge	Sartorius/Pall/ Millipore
12	Spray ball	Hake/Lechler/Alfa laval
13	Diaphragm valve(Manual)	Gemu / SED
14	Ball valve(Manual)	Modentic/Saunders/Alfa laval
15	Flexible hose	BBS/ AMI Polymer / Venair
16	Dosing metering pump	Prominent/ Masterflex
17	Steam trap	Steriflow/spirax marshall
<b>C</b>	<b>PNEUMATIC</b>	
18	Diaphragm valve(Automatic)	Gemu / SED
19	Angle seat valve(Automatic)	Gemu / SED



