

Revised Details of SS Items

Pre-Bid meeting dated 17.06.16 to 18.06.2016

Tender Reference No: NPI-120310-EQP-S1-TD-24 Rev.00

Schedule No : 1

Schedule No – 1		
SI No	Item	Qty
1	Cross over Benches with shoe racks	
	E type – I (one way)	32
	E type – II (Two way)	74
2	SS Stands	
	Settle plate stand type A (Adjustable)	300
	Settle plate stand type B (Fixed)	300
	SS Stand for register (Entry/ exit log)	5
3	Shoe Racks	117
4	Glove storage boxes	77
	Trays	10
5 & 6	SS Perforated bins – garments & SS Perforated bins – aluminium seals Item names Modified as SS Surgical Bins*	144
7	SS Stand Modified as SS Tripod stand (To keep Birkaughs apparatus)	4
8	SS Tray with one side drain	4

*SS perforated bins – filling syringes of schedule 2 and SS surgical bins with perforations of schedule 3 have been brought under one line item as Surgical bins

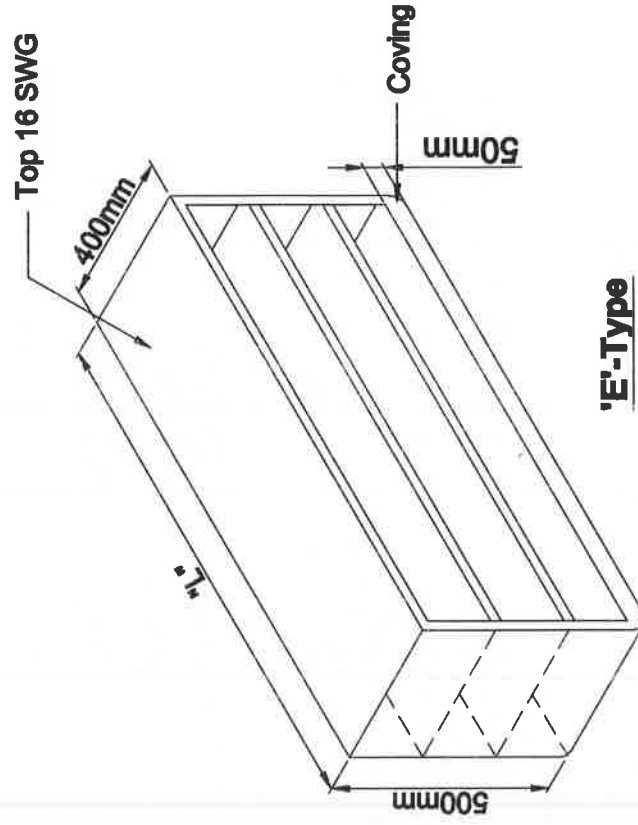
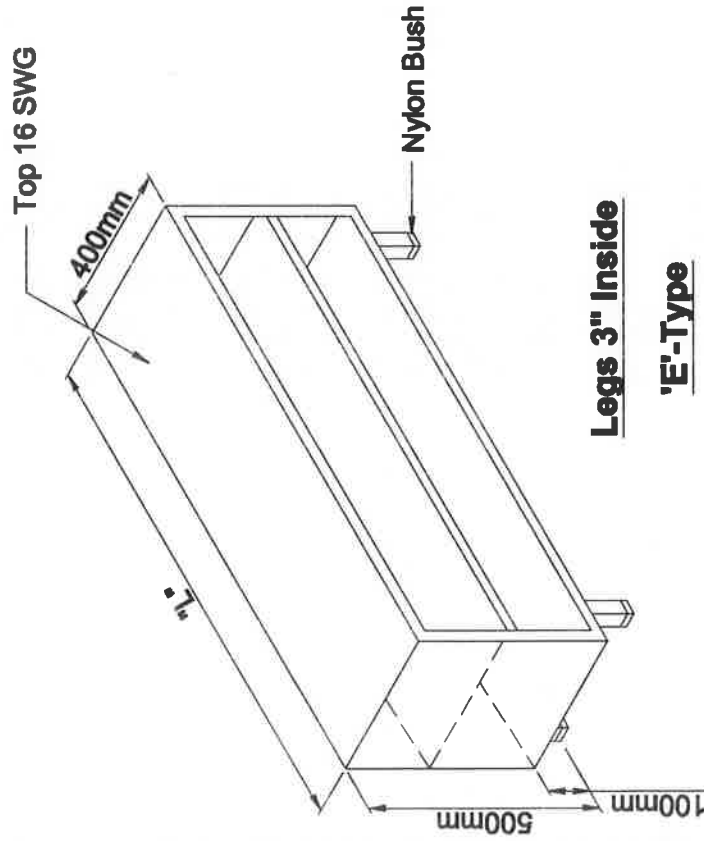
1 Cross over Benches with shoe racks :

- Sizes and types of the cross over benches are mentioned in BOQ.
- Cross over benches with shoe racks shall be of "E" Type (2 types).
- All the COB'S are flush type (Flush to the floor and walls) legs or base clearance are not required.
- Surface of the shoe rack compartments shall be in plain position.
- "E" Type - I cross over bench shall be of Front side open with two shelves so that make it as three compartments to keep shoe and all remaining three sides of the COB (Two sides and Back side of the COB) shall be closed completely.
- "E" Type – II cross over bench shall be of Front side half portion shall be opened with two shelves so that make it as three compartments to keep shoe and to this back side of COB shall be completely closed. Front side remaining half of the COB shall be closed and Back side of the COB shall be opened with two shelves so that make it as three compartments to keep shoe. Both sides of the COB shall be closed.
- For all the COB'S 'L' Shape SS Strip shall be considered to flush or fixing the COB to the floor with grouting (Primarily to prevent the movement of the COB) Based on the length of the COB 'L' shape strips shall be considered at the front and back side of the COB.
- Grouting and Coving of the COB'S are under vendor scope.
- MOC of the COB should be SS 304 , Finish shall be of 240 gritt , Matt finish
- Top and bottom sheets shall be of 16 Gauge
- Sides and shelve sheet shall be of 18 Gauge.
- Square pipe shall be used in the corners of the COB for support and proper stiffeners shall be considered for strengthening (Square pipe shall be of SS 304 and 25 x 25 mm with 1.2 mm Thickness)
- Dimension of the COB shall be Length as mentioned in the BOQ X 350 (D) X 550 (Height with coving)
- Depth and height of the COB's Shall be standard across all the COB'S

BOQ

SS Cross Over Benches - E TYPE - I (One way)

Block	Item	Dimension	Type of COB	No's	Total
VVF Block	COB with shoe rack	800 X 350 X 550 (LXWXH)	E TYPE - I	1	1
Rabies Block	COB with shoe rack	1000 X 350 X 550 (LXWXH)	E TYPE - I	2	2
VVF Block	COB with shoe rack	1100 X 350 X 550 (LXWXH)	E TYPE - I	1	1
BVF Block	COB with shoe rack	1400 X 350 X 550 (LXWXH)	E TYPE - I	1	1
VVF Block	COB with shoe rack	1500 X 350 X 550 (LXWXH)	E TYPE - I	1	1
BVF Block	COB with shoe rack	1600 X 350 X 550 (LXWXH)	E TYPE - I	2	2
Rabies Block	COB with shoe rack	1800 X 350 X 550 (LXWXH)	E TYPE - I	3	
VVF Block	COB with shoe rack	1800 X 350 X 550 (LXWXH)	E TYPE - I	1	4
BCG Block	COB with shoe rack	1900 X 350 X 550 (LXWXH)	E TYPE - I	1	1
VVF Block	COB with shoe rack	2000 X 350 X 550 (LXWXH)	E TYPE - I	4	4
VVF Block	COB with shoe rack	2100 X 350 X 550 (LXWXH)	E TYPE - I	4	4
BVF Block	COB with shoe rack	2200 X 350 X 550 (LXWXH)	E TYPE - I	1	
Rabies Block	COB with shoe rack	2200 X 350 X 550 (LXWXH)	E TYPE - I	1	2
VVF Block	COB with shoe rack	2300 X 350 X 550 (LXWXH)	E TYPE - I	3	3
BVF Block	COB with shoe rack	2400 X 350 X 550 (LXWXH)	E TYPE - I	1	
Rabies Block	COB with shoe rack	2400 X 350 X 550 (LXWXH)	E TYPE - I	1	2
Rabies Block	COB with shoe rack	2500 X 350 X 550 (LXWXH)	E TYPE - I	3	3
BCG Block	COB with shoe rack	2600 X 350 X 550 (LXWXH)	E TYPE - I	1	1
	Total COB'S E TYPE I			32	



Item : SS Cross Over Bench ('E' - Type)
M.O.C. : SS 304 Qlty.* 16/18 Swg
Finish : Matt Finish

Drg. No. : 034

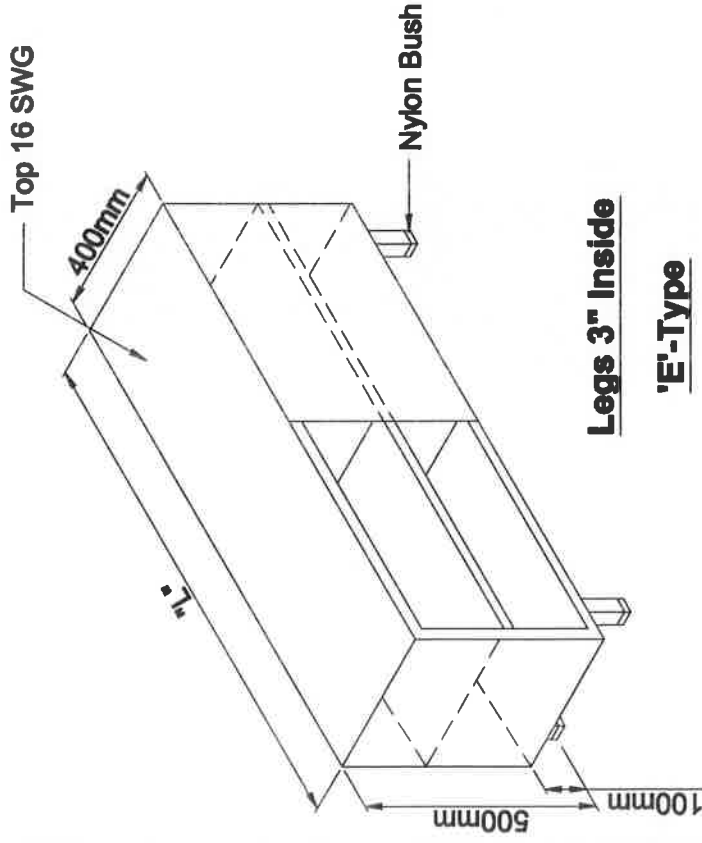
BoQ

SS Cross Over Benches - E TYPE - II (Two way)

Block	Item	Dimension	Type of COB	No's	Total
QC Block	COB with shoe rack	1000 X 350 X 550 (LXWXH)	E TYPE - II	2	2
	COB with shoe rack	1200 X 350 X 550 (LXWXH)	E TYPE - II	1	1
Animal House Block	COB with shoe rack	1400 X 350 X 550 (LXWXH)	E TYPE - II	2	
	COB with shoe rack	1400 X 350 X 550 (LXWXH)	E TYPE - II	1	3
BCG Block	COB with shoe rack	1500 X 350 X 550 (LXWXH)	E TYPE - II	2	
	COB with shoe rack	1500 X 350 X 550 (LXWXH)	E TYPE - II	1	
MBB Block (Hepatitis B Vaccine)	COB with shoe rack	1500 X 350 X 550 (LXWXH)	E TYPE - II	2	5
	COB with shoe rack	1600 X 350 X 550 (LXWXH)	E TYPE - II	2	7
SP Block	COB with shoe rack	1700 X 350 X 550 (LXWXH)	E TYPE - II	2	
	COB with shoe rack	1700 X 350 X 550 (LXWXH)	E TYPE - II	2	
Central Change Room and Laundry Block	COB with shoe rack	1800 X 350 X 550 (LXWXH)	E TYPE - II	2	
	COB with shoe rack	1800 X 350 X 550 (LXWXH)	E TYPE - II	1	
MBB Block (Hepatitis B Vaccine)	COB with shoe rack	1700 X 350 X 550 (LXWXH)	E TYPE - II	1	6
	COB with shoe rack	1800 X 350 X 550 (LXWXH)	E TYPE - II	1	
Rabies Block	COB with shoe rack	1800 X 350 X 550 (LXWXH)	E TYPE - II	2	
	COB with shoe rack	1800 X 350 X 550 (LXWXH)	E TYPE - II	4	10
WH	COB with shoe rack	1900 X 350 X 550 (LXWXH)	E TYPE - II	2	
	COB with shoe rack	1900 X 350 X 550 (LXWXH)	E TYPE - II	1	
BCG Block	COB with shoe rack	1900 X 350 X 550 (LXWXH)	E TYPE - II	2	
	COB with shoe rack	1900 X 350 X 550 (LXWXH)	E TYPE - II	1	
Central Change Room and Laundry Block	COB with shoe rack	1900 X 350 X 550 (LXWXH)	E TYPE - II	1	
	COB with shoe rack	1900 X 350 X 550 (LXWXH)	E TYPE - II	1	
MBB Block (Hepatitis B Vaccine)	COB with shoe rack	1900 X 350 X 550 (LXWXH)	E TYPE - II	1	5
	COB with shoe rack	1900 X 350 X 550 (LXWXH)	E TYPE - II	1	
QC Block	COB with shoe rack	2000 X 350 X 550 (LXWXH)	E TYPE - II	2	
	COB with shoe rack	2000 X 350 X 550 (LXWXH)	E TYPE - II	1	
Animal House Block	COB with shoe rack	2000 X 350 X 550 (LXWXH)	E TYPE - II	1	4
	COB with shoe rack	2100 X 350 X 550 (LXWXH)	E TYPE - II	2	
MBB Block (Hepatitis B Vaccine)	COB with shoe rack	2100 X 350 X 550 (LXWXH)	E TYPE - II	1	
	COB with shoe rack	2100 X 350 X 550 (LXWXH)	E TYPE - II	1	
MBB Block (Hepatitis B Vaccine)	COB with shoe rack	2100 X 350 X 550 (LXWXH)	E TYPE - II	2	7
	COB with shoe rack	2200 X 350 X 550 (LXWXH)	E TYPE - II	2	2
Animal House Block	COB with shoe rack	2300 X 350 X 550 (LXWXH)	E TYPE - II	2	2
	COB with shoe rack	2300 X 350 X 550 (LXWXH)	E TYPE - II	2	2

BoQ

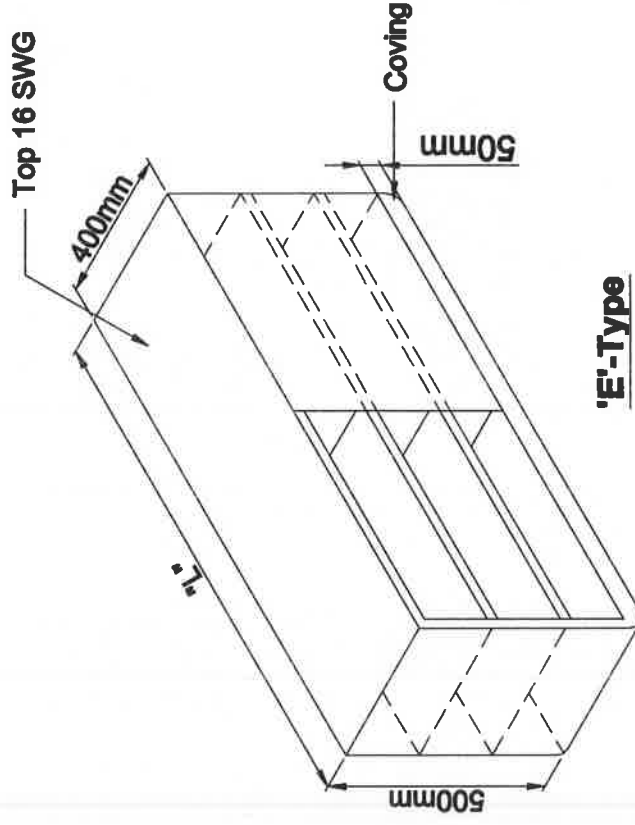
Animal House Block	COB with shoe rack	2400 X 350 X 550 (LXWXH)	E TYPE - II	1	
Central Change Room and Laundry Block	COB with shoe rack	2400 X 350 X 550 (LXWXH)	E TYPE - II	2	
MBB Block (Hib Vaccine)	COB with shoe rack	2400 X 350 X 550 (LXWXH)	E TYPE - II	2	
VVF Block	COB with shoe rack	2400 X 350 X 550 (LXWXH)	E TYPE - II	1	6
MBB Block (Hepatitis B Vaccine)	COB with shoe rack	2600 X 350 X 550 (LXWXH)	E TYPE - II	4	
MBB Block (Hib Vaccine)	COB with shoe rack	2600 X 350 X 550 (LXWXH)	E TYPE - II	4	8
BCG Block	COB with shoe rack	2700 X 350 X 550 (LXWXH)	E TYPE - II	1	
Rabies Block	COB with shoe rack	2700 X 350 X 550 (LXWXH)	E TYPE - II	2	3
BVF Block	COB with shoe rack	2800 X 350 X 550 (LXWXH)	E TYPE - II	1	
Rabies Block	COB with shoe rack	2800 X 350 X 550 (LXWXH)	E TYPE - II	1	2
WH	COB with shoe rack	3000 x 350 X 550 (LXWXH)	E TYPE - II	1	1
Total COB'S E TYPE - II				74	



Legs 3" Inside

'E'-Type

Two Way Entry



'E'-Type

Two Way Entry

Item : SS Cross Over Bench ('E' - Type)
M.O.C. : SS 304 Qlty.* 16/18 Swg
Finish : Matt Finish

Drg. No. : 035

2 SS Stands :

SS Stands are of different types

1. Height adjustable settle plate stand (Type A)
2. Fixed type settle plate stand (Type B)
3. SS Stand for to keep Entry / Exit Register in Animal house

Settle plate stands shall be used in clean rooms to keep settle plates for Environmental monitoring programme

Sizes and types of the SS stands as per BOQ

Height adjustable settle plate stand (Type A) :

- SS Settle plate stand shall be of Height adjustable through a handle type screw
- Total height of the Settle plate stand shall be Maximum of 450 (After maximum height adjustment)
- Adjustable height shall be 50 mm
- Plate on the stand shall be in plain (No Inclination)
- MOC of stand should be of SS 304, Finish : 240 Grit
- 20 mm dia pipe for the stand , On the stand Top plate shall be 18 Gauge thickness and bottom sheet thickness shall be of 4 Inch (100 mm) dia with 4 mm thickness.
- All the sides of the top plate and at the centre portion (Partition) of the plate shall have 10 mm height guard (Centre Partition shall be in the middle or at 110 mm length).
- Dimension of the top plate shall be 220 (L) X 120 (W)
- Total Dimension of the stand shall be 500 – 900 Height , Top plate shall be 220 (L) X 120 (W), Base plate shall be 100 mm Dia

Fixed type settle plate stand (Type B) :

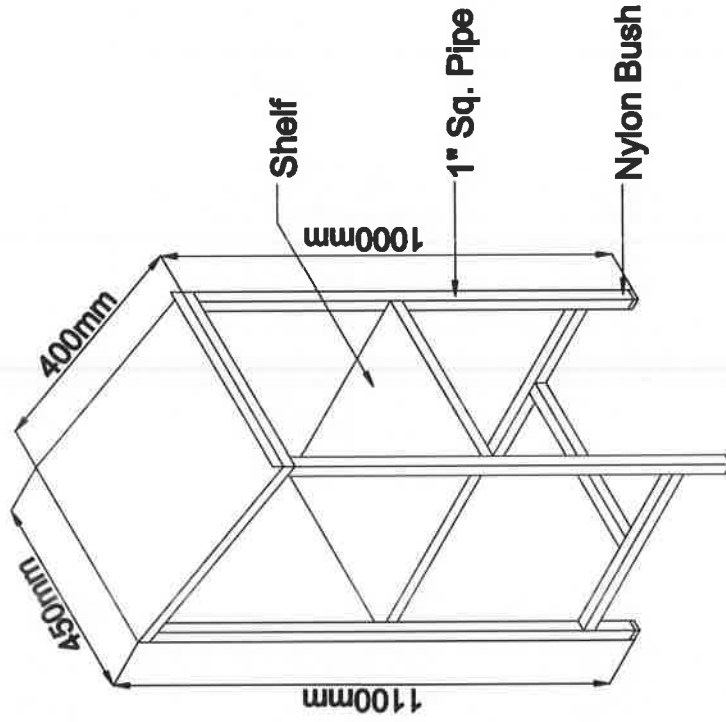
- SS Settle plate stand shall be of fixed type
- Total height of the Settle plate stand shall be Maximum of 450 (With Inclination) So Back side of the stand height shall be 450 mm Height and front side of the stand height shall be 400 mm .
- Plate on the stand shall be with 50 mm Inclination with the angle of 45 Degree.
- MOC of stand should be of SS 304, Finish : 240 Grit
- 20 mm dia pipe for the stand , On the stand Top plate shall be 18 Gauge thickness and bottom sheet thickness shall be of 4 Inch (100 mm) dia with 4 mm thickness.
- All the sides of the top plate and at the centre portion (Partition) of the plate shall have 10 mm height guard (Centre Partition shall be in the middle or at 110 mm length).
- Dimension of the top plate shall be 220 (L) X 120 (W)
- Total Dimension of the stand shall be 300 Height (Front), Back side of the stand (350 mm Height) Top plate shall be 220 (L) X 120 (W), Base plate shall be 100 mm Dia

SS Stand for Entry and Exit Register :

- SS Stand shall be used for keeping registering Entry and Exit time.
- One Inch square pipe with 1.2 mm thickness should be used in the four corners of the stand for fabrication.
- Top of the stand to keep register SS Sheet shall be with 100 mm Inclination with stopper at front of the stand.
- Total height of the stand shall be of 1100 (With Inclination) - Back side of the stand height shall be 1100 mm Height and front side of the stand height shall be 1000 mm.
- MOC of stand should be of SS 304, Finish : 240 Grit
- One more shelf shall be consider at the height of 700 mm from base to keep pen..Etc.
- Vendor should consider proper support for the stand by connecting all 4 square pipes with 'H' shape in the bottom with 150 mm clearance from ground.
- Non- shedding Nylon bushes shall be considered.
- Top plate and another shelf shall be of 18 Gauge thickness.
- Top plate sheet and another shelf size shall be 450 mm (L) X 400 mm (W)
- Dimension of the stand shall be 450 mm (L) X 400 mm (W) X 1100 mm Back (Height) and 1000 mm (Height) Front side of the stand.

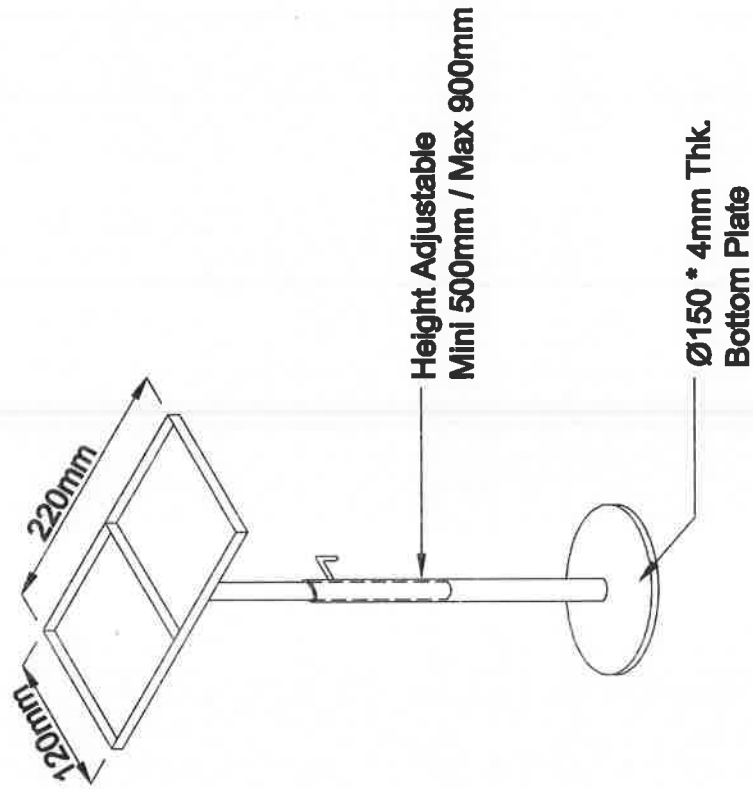
B08

SS Stands				
Block	Item	Dimension	No's	Total
QC Block	Settle plate Stand Type A (Adjustable)	220 X 120 X 500 - 900 (LXWXH)	300	300
QC Block	Settle plate Stand Type B (Fixed)	220 X 120 X 350 (LXWXH)	300	300
Animal House Block	SS stand for register (entry / exit log)	450 X 400 X 1100 (LXWXH)	5	5
Total Stands				605



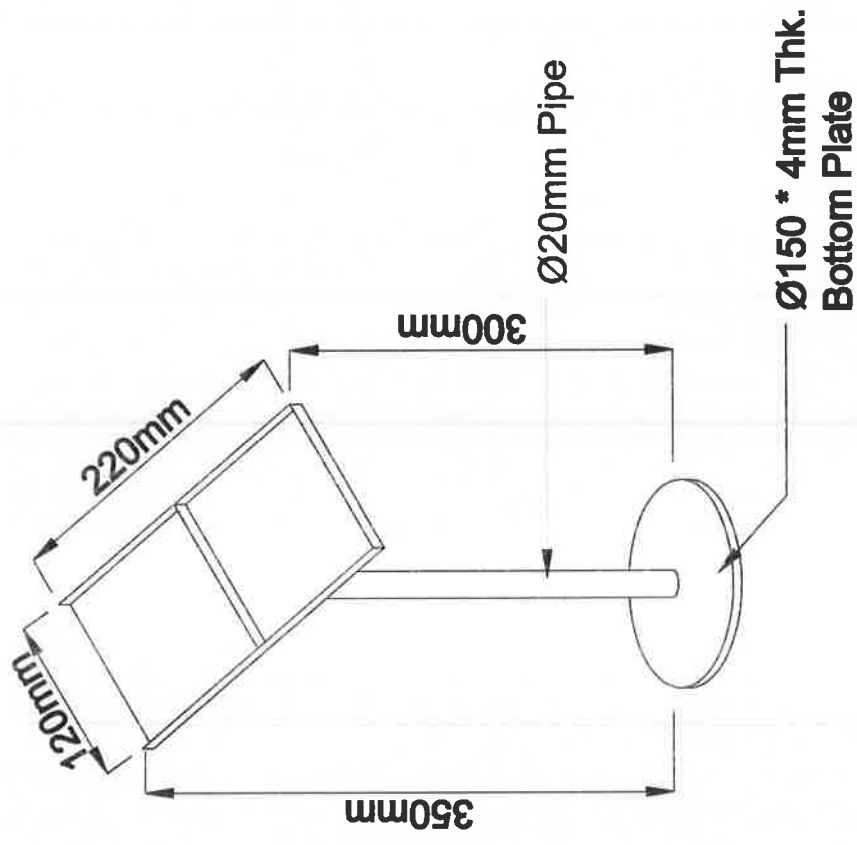
Item : SS Writing Table
M.O.C.: SS 304 Qlty.* 18/19 Swg
Finish : Matt Finish

Drg. No. : 061



Item : SS Petri Dish Stand
M.O.C.: SS 304 Qlty.* 18 Swg
Finish : Matt Finish

Drg. No. : 037



Item : SS Petri Dish Stand
M.O.C. : SS 304 Qlty.* 18 Swg
Finish : Matt Finish

Drg. No. : 036

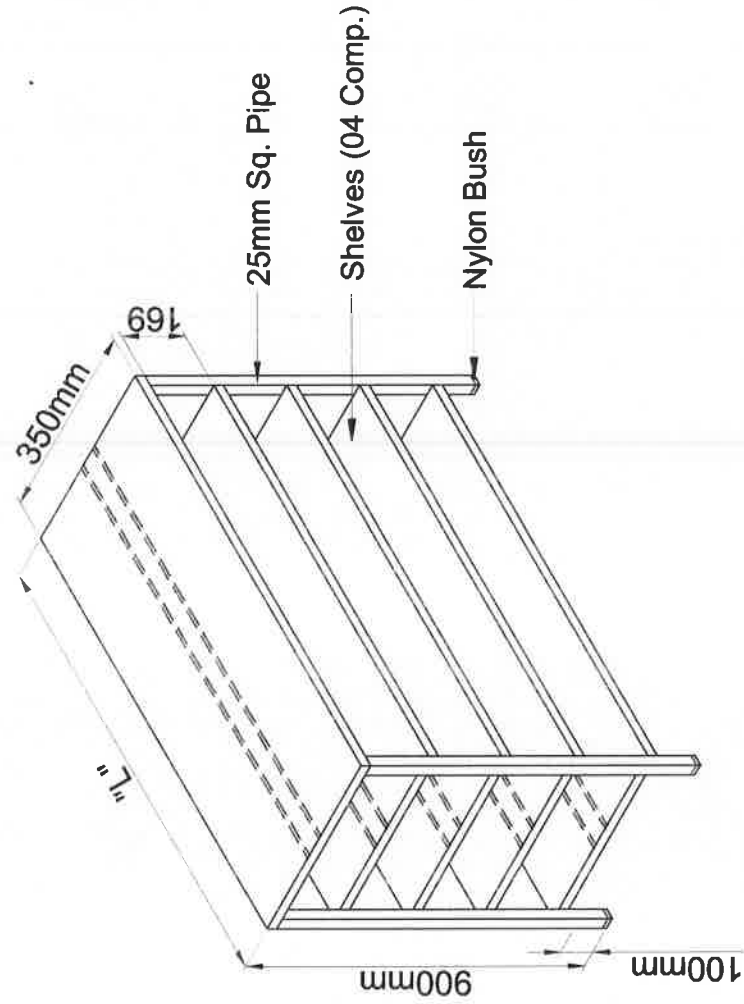
3

Shoe Racks :

- Shoe racks shall be used in the different areas of clean rooms.
- Sizes of the shoe racks are mentioned in the BOQ
- All the shoe racks are Opened shoe racks.
- MOC of the shoe rack shall be of SS 304, Finish: 240 Grit
- One Inch square pipe with 18 Gauge thickness shall be used for furnishing.
- Total height of the Shoe rack shall be 750mm. Out of which bottom clearance shall be 150 mm and the remaining 600 mm shall be equally distributed as 150 mm height shelves to yield total 4 shelves with top covering sheet.
- Shelf thickness shall be 18 Gauge and position of the shelves shall be in Plain position.
- For the legs Non- shedding Nylon bushes shall be considered.
- All shoe racks Width shall be 350 mm (W) X Height shall be 750 mm (Height). Length as per BOQ.
- Vendor shall consider for proper support and stiffeners

B00

SS Shoe Racks				
Block	Item	Dimension	No's	Total
WH	Shoe Rack	900 X 350 X 750 (LXWXH)	1	1
BVF Block	Shoe Rack	1000 X 350 X 750 (LXWXH)	1	32
MBB Block (Hepatitis B Vaccine)	Shoe Rack		8	
MBB Block (Hib Vaccine)	Shoe Rack		8	
Rabies Block	Shoe Rack		2	
VVF Block	Shoe Rack		13	
WH	Shoe Rack	1200 X 350 X 750 (LXWXH)	2	2
BVF Block	Shoe Rack	1500 X 350 X 750 (LXWXH)	3	79
BCG Block	Shoe Rack		6	
Central Change Room and Laundry Block	Shoe Rack		58	
MBB Block (Hepatitis B Vaccine)	Shoe Rack		4	
MBB Block (Hib Vaccine)	Shoe Rack		4	
Animal House Block	Shoe Rack	1800 X 350 X 750 (LXWXH)	4	1
BVF Block	Shoe Rack		1	
SP Block	Shoe Rack	2000 X 350 X 750 (LXWXH)	2	2
Total Shoe Rack				117



Item : SS Shoe Rack
M.O.C. : SS 304 Qlty.* 18 Swg
Finish : Matt Finish

Drg. No. : 38

4 Glove storage boxes and Trays :

Glove storage boxes

- Sizes of the Glove storage boxes are mentioned in the BOQ
- MOC Shall be of SS 304 with 18 Gauge thickness, Finish: 240 Grit.
- Dimension of the Glove storage box shall be 450 mm (L) X 350 mm (W) X 100 mm (H)
- All the sides of the tray Guard shall be provided at the height of 100 mm.
- Two partitions shall be made in the tray with each 150 mm width so make it as 3 compartments to keep Gloves, Face masks and shoe covers.

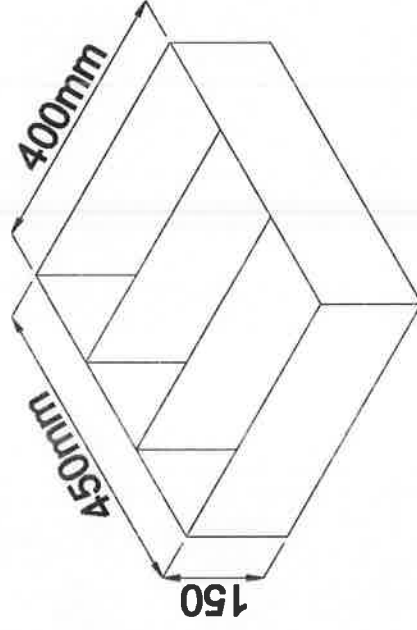
Trays:

- MOC SS 304 Finish 240 Grit.
- Sheet thickness shall be 19 Gauge
- Dimension shall be 600 mm (L) X 300 mm (W) X 50 mm (H)
- Shall be Matt finish.

Box

SS Glove storage boxes					
Block	Item	Dimension	No's	Total	
Animal House Block	SS Glove Storage Box	450 X 350 X 150 (LXWXH)	14	77	
	SS Glove Storage Box		6		
	SS Glove Storage Box		6		
MBB Block (Hepatitis B Vaccine)	SS Glove Storage Box		6		
	SS Glove Storage Box		6		
	SS Glove Storage Box		13		
Rabies Block	SS Glove Storage Box		5		
	SS Glove Storage Box		21		
QC Block	SS Glove Storage Box				
VVF Block	SS Glove Storage Box				
Total Glove storage boxes				77	

For Gloves & Mask

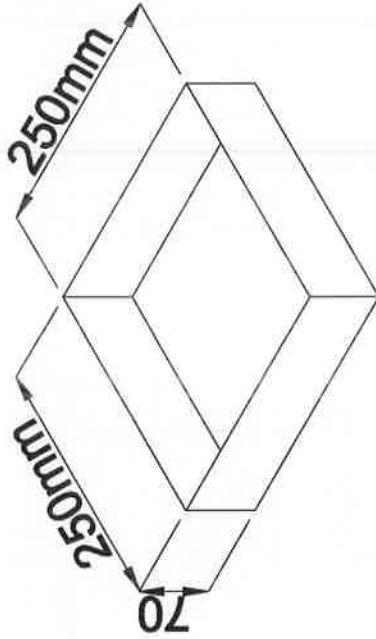


Drg. No. : 039

Item : SS Glove Storage Box & Tray
M.O.C. : SS 304 Qlty.* 1mm Thk.
Finish : Matt Finish

BoQ

SS Trays for Vial Loading				
Block	Item	Dimension	No's	Total
BVF Block	SS Trays for vial loading	600 X 300 X 50 (LXWXH)	10	10
Total Trays for vial Loading				10



Item : SS Tray For Lab
M.O.C.: SS 304 Qlty.* 19 Swg
Finish : Matt Finish

Drg. No. : 73

5 & 6	SS Perforated bins – garments & SS Perforated bins – aluminium seals Item names Modified as SS Surgical Bins
SS Surgical Bins:	
<ul style="list-style-type: none"> • SS Surgical bins shall be used for sterilization of Garments, aluminum seals or filling syringes. • Perforation shall be considered for the bin. • On the top of the bin collapsible handle shall be provided for carrying purpose. • Staple type of lock shall be provided. • MOC Shall be of SS 304 ,Finish : 240 Grit • Sizes as per the BOQ • Standard sizes : 375 mm (Dia) X 300 mm (Height) 	

BOD

SS Items - Perforated Bins Item name changed as SS Surgical Bins			
Block	Item	Dimension	No's
BVF	SS Surgical Bins	375 mm dia X 300 height	30
QC	SS Surgical Bins	375 mm dia X 300 height	10
VVF Block	SS Surgical Bins	375 mm dia X 300 height	60
BCG	SS Surgical Bins	375 mm dia X 300 height	14
Rabies Block	SS Surgical Bins	375 mm dia X 300 height	20
MBB (Hep B)	SS Surgical Bins	375 mm dia X 300 height	5
MBB (Hib)	SS Surgical Bins	375 mm dia X 300 height	5
Total SS Surgical Bins			144



SS Surgical Bin

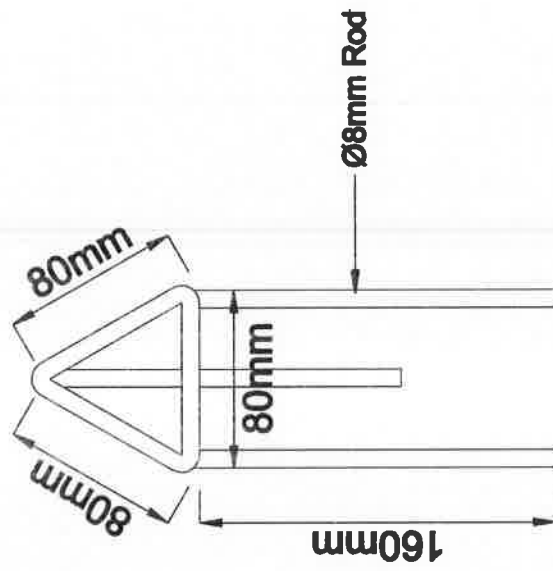


7 SS Stand Modified as SS Tripod stand (To keep Birkaughs apparatus)

- SS Tripod stand shall be used to keep the Birkaughs apparatus in LAFU
- MOC of the stand shall be SS 304, Finish : 240 Grit
- SS Tripod stand shall be of mirror finish
- 8 mm thickness rod should be used for fabrication.
- Three angles (Triangle) shall be 80 mm with three stands of 160 mm Height.
- Sizes and types of the SS stands as per BOQ

BOQ

SS Items - SS Tripod stand			
Block	Item	Dimension	No's
BCG	SS stand (to keep the birkaugh's apparatus)	80 X 80 X160 (80mm Triangle on top with 3 stands)	4
Total Tripod Stands			4



Item : SS Stand (To Keep Birkaugh's Apparatus)
M.O.C.: SS 304 Qlty.*
Finish : Mirror Finish


Drg. No. : 040

8	SS Tray with one side drain
----------	------------------------------------

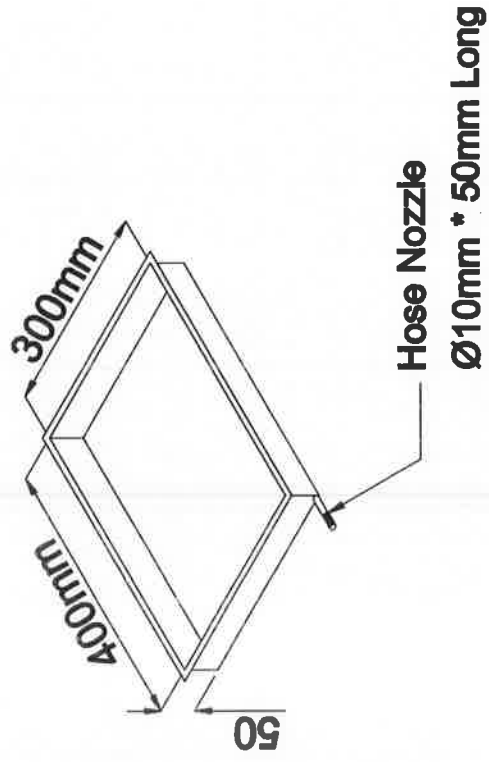
- MOC of Tray shall be SS 304, Finish : 240 Grit
- SS Tray shall be of four sided 'L' type tray with 18 Gauge thickness.
- 10 mm Dia Hole shall be provided in one side of the tray with 50 mm length hose nozzle
- SS Tray shall be of Mirror finish.
- Dimension of the tray shall be : 400 mm (L) X 300 mm (W) X 50 mm (H)

BOQ

SS Items - SS Tray with one side drain			
Block	Item	Dimension	No's
BCG	SS traywith one side drain	400 X 300 X 50 (LXWXH)	4
Total SS Trays with one side drain			4



Side View



Item : SS Tray With One Side Drain
M.O.C.: SS 304 Qlty.* 18 Swg
Finish : Matt Finish

Drg. No. : 041