

# HLL BIOTECH LIMITED, CHENNAI

## INTEGRATED VACCINES COMPLEX, CHENGALPATTU

ne pharmaplan

### User Requirement Specifications

Equipment/System	Ultra Filtration System		
Identification #	B4-UFS 01	Document No	URS/ UFS 01
Effective Date	17-07-2014	Revision#	03



## USER REQUIREMENT SPECIFICATIONS

### Ultra Filtration System

Block Code	Area	Identification #	Quantity
B4	Rabies Bulk	B4-UFS 01	01



# HLL BIOTECH LIMITED, CHENNAI

## INTEGRATED VACCINES COMPLEX, CHENGALPATTU

nne pharmanplan

### User Requirement Specifications

Equipment/System

Ultra Filtration System

Identification #

B4-UFS 01

Document No

URS/ UFS 01

Effective Date

17-04-2014

Revision#

03




### URS Annexure List

URS Annex No.	Detail
1.	List of preferred makes of the components
2.	P&ID




# HLL BIOTECH LIMITED, CHENNAI






## INTEGRATED VACCINES COMPLEX, CHENGALPATTU

nne pharmaplan*	User Requirement Specifications				 <b>HBL BIOTECH LIMITED</b> <small>(a subsidiary of HBL Biochem Limited) (A Government of India Enterprise)</small>
	Equipment/System	Ultra Filtration System			
	Identification #	B4-UFS 01	Document No	URS/ UFS 01	
	Effective Date	17.7.2014	Revision#	03	

### 1.0 APPROVAL SIGNATURES


This document is prepared by the Process, Validation and GMP Compliance team of "NNE Pharmaplan India" for the project "Integrated Vaccines Complex, Chengalpattu, Chennai" (project number: 120310) of HLL BIOTECH LIMITED (Chennai) under the authority of their Project Manager. Hence, this document before being effective shall be reviewed by HBL user/s and project/ engineering team, approved by team lead of user department and QA and authorized by the appropriate Project Authority.

NNE Pharmaplan India Limited			
Name	Designation	Signature	Date
<b>Prepared by</b>			
Ms. Shilpa Rao	Sr. Engineer-Process		10/07/14
<b>Checked by</b>			
Mr. Sridhar Babu	Sr. Engineer-Process		10/07/14
<b>Approved by</b>			
Mr. Vikas Katial	GM - Head COC Vaccines		10/07/14

HLL Biotech Limited			
Name	Designation	Signature	Date
<b>Reviewed by</b>			
P. NAVIN KUMAR	DM - VIRAL VACCINE		14/07/2014
VIGNESHWARAN.T	AM - PROJECTS		14/07/14
<b>Approved By</b>			
Dr. (Mr.) Inditschi Veerachandran	Project Head (V.V.)		16/07/14
D. SURESH BABU	DM (QC & QA)		14.07.2014
<b>Authorized by</b>			
RAMAN.K.R	CEO		17.7.2014

# HLL BIOTECH LIMITED, CHENNAI

## INTEGRATED VACCINES COMPLEX, CHENGALPATTU

HLL Biotech Limited HLL Pharmaplan	User Requirement Specifications			 HLL BIOTECH LIMITED A Subsidiary of HLL Life Sciences Limited (A Government of India Enterprise)	
	Equipment/System	Ultra Filtration System			
	Identification #	B4-UFS 01	Document No		URS/ UFS 01
	Effective Date	17.7.2014	Revision#		03

### 2.0 Equipment description

The equipment described by this URS is an "**Ultra Filtration System**". This system will be used for the concentration and diafiltration of Rabies virus antigen which will be collected from the retentate.

System should be movable equipped with antistatic lockable wheels and should also be provided with a skid to rest the equipment when in operation.

### 2.1 Operating Conditions:

TABLE 1

S No.	Conditions	Remarks
1	Pressure bar : 0 to 4 bar (g)	
2	Temperature range: 2 to 40 °C during process	
3	Effective filtration area of the membrane: 0.5 m <sup>2</sup> to 3.5 m <sup>2</sup>	
4	Feed Volume - 10L to 200L	
5	Minimum Flow rate - vendor to specify	

### 2.2 System Specifications

TABLE 2


S No.	Description	Purpose	MOC	Capacity/Size	Remarks
1.	System frame	To hold the process tank, cassette holder and HMI	SS304	Vendor to specify	
2.	Cassette holder	To hold cassettes	SS316L with electro polishing and Ra < 0.5 µm	Should be suitable to hold upto 1 to 7 cassettes of minimum 0.5 or 0.7 m <sup>2</sup> cassettes each. The holder should be designed to accommodate and operate with cassettes of other manufacturers with ½ inch sanitary flange.	
3.	Feed pump	To recirculate the feed and retentate	Sanitary type- SS316L	Vendor to specify the flow rate	
4.	Surface Finish	System should be Internally Electro polished and passivated. Ra ≤ 0.5 µm, according to ASME BPE guidelines			
		Externally Mechanically polished and passivated. Ra < 1.2 µm			
		Stainless steel piping interior Ra ≤ 0.5 µm, according to ASME BPE guidelines			

System should be provided with rotary lobe-feed pump made of SS316 L upto 6 bar pressure with variable frequency drive control and auto cut off of the pump at dry condition of the feed.

All process piping, fittings and connectors within the system should be piped and connected via sanitary connections.

# HLL BIOTECH LIMITED, CHENNAI

## INTEGRATED VACCINES COMPLEX, CHENGALPATTU

HLL pharma plant	User Requirement Specifications				 <b>HBL BIOTECH LIMITED</b> (A subsidiary of HLL Lifecare Limited) (A Government of India Enterprise)
	Equipment/System	Ultra Filtration System			
	Identification #	B4-UFS 01	Document No	URS/ UFS 01	
	Effective Date	17.7.2014	Revision#	03	

### 2.3 Vessel Specifications

TABLE 3

S. No.	Description	Purpose	MOC	Remarks
1.	Shell	Cylindrical	SS316L	
2.	Top closure	Flat Lid	SS316L	
3.	Bottom closure	Torispherical dish	SS316L	
4.	Jacket	For temperature maintenance	SS304	
5.	Insulation	To avoid heat loss	Mineral wool	
6.	Cladding	Outer cover for insulation	SS304	
7.	Mixer	Bottom mounted magnetic mixer	SS316L	
8.	Addition port	For transfer of buffer	SS316L	
9.	Level sensor	Sense the fluid level	-	

### 2.4 Vessel design specification

TABLE 4

Sl.NO	Description	Specification	Remarks
1.	Geometric Volume	Vendor to specify	
2.	Maximum working volume	200 L	
3.	Minimum Working Volume	4 L	
4.	Quantity	1 No	
5.	Working temperature range	2 °C -134 °C	
6.	Surface Finish	Internally Electro polished $Ra \leq 0.5 \mu m$ , according to ASME BPE guidelines	
		Externally Mechanically polished up to $Ra < 1.2 \mu m$ matt finish for the jacket. Top and bottom dish - mirror finish.	
		Stainless steel piping interior $Ra \leq 0.5 \mu m$ , according to ASME BPE guidelines	



# HLL BIOTECH LIMITED, CHENNAI

## INTEGRATED VACCINES COMPLEX, CHENGALPATTU

User Requirement Specifications	Equipment/System			
	Ultra Filtration System			
	Identification #	B4-UFS 01	Document No	URS/ UFS 01
	Effective Date	17.7.2014	Revision#	03



**2.5** The Skid mounted Automatic Ultra Filtration system with integrated rotary lobe pump, cassette/s holder, 200 liter process vessel and HMI with the following features;

Conditions	Remarks
<b>A. Temperature Control:</b> The temperature during operation shall be controlled via the utilities (pure steam, Cooling water, Chilled water) in to the jacket. Temperature control during Concentration should be 2 °C - 40 °C (tolerance limit: ±2 °C) & during sterilization at 122°C (tolerance limit: ±1 °C). Pneumatically actuated valves for steam, Chilled water and cooling water should be provided. Provision for the supply of cooling water and chilled water into the system to be made to reduce the temperature of the feed inlet and for CIP.	
<b>B. Vent Line/Exhaust Line:</b> The feed Vessel should include a vent filter and SS housing. The hydrophobic vent filter shall be of sterilizing grade code 7 type. It shall be equipped with necessary drain arrangement. Integrity connector for in-situ integrity testing of filters shall be provided.	
<b>C. Pressure Control:</b> Pressure of the vessel and CIP/SIP steps shall be controlled by Pressure Sensor and Transmitter for the Vessel	
<b>D. Bottom valve with sampling</b> Zero Dead Leg type valve directly welded to vessel bottom centrally, having a PTFE diaphragm with sampling diaphragm valve. It should be steam sterilizable type valve.	
<b>E. Feed Line:</b> <ul style="list-style-type: none"> <li>Rotary lobe pump</li> <li>Flow switch for pump protection</li> <li>Manual diaphragm valve</li> <li>Steam trap</li> <li>Pressure transmitter – post pump</li> </ul>	
<b>F. Retentate Line: The following components/instruments to be provided,</b> <ul style="list-style-type: none"> <li>Control valve - Pneumatically actuated diaphragm valve for ΔP and TMP control</li> <li>Pneumatically actuated diaphragm valve, steam trap</li> <li>Manual diaphragm valves for fluid flow path sample and drain.</li> <li>Diaphragm type pressure gauge, Temperature sensor, Conductivity sensor and pressure transmitter</li> </ul>	
<b>G. Permeate Line: The following components/instruments to be provided,</b> <ul style="list-style-type: none"> <li>Mass Flow meter and transmitter[in l/min or l/hr and total volume]</li> <li>Manual diaphragm sampling valve</li> <li>Manual control of product flow in permeate must be possible</li> <li>Diaphragm type pressure gauge, Conductivity sensor, Temperature sensor, pH sensor and pressure sensor with transmitter</li> <li>Pneumatically actuated diaphragm valve</li> </ul>	
<b>H. CIP (Clean in Place):</b> <ul style="list-style-type: none"> <li>System should able to perform Auto CIP by using inbuilt feed pump and spray ball.</li> <li>Manual CIP of the system must be possible</li> </ul>	

# HLL BIOTECH LIMITED, CHENNAI

## INTEGRATED VACCINES COMPLEX, CHENGALPATTU

HLL BIOTECH LIMITED 5, Ardayar Street, HLL Vaccines Limited, Koduvallur, Chennai-600 042	<b>User Requirement Specifications</b>			
	<b>Equipment/System</b>	Ultra Filtration System		
	<b>Identification #</b>	B4-UFS 01	<b>Document No</b>	URS/ UFS 01
	<b>Effective Date</b>	17.7.2014	<b>Revision#</b>	03



### I. SIP (Sterilization in Place):

Steam will be injected through the pneumatically actuated diaphragm valve with spray ball and SIP has to be controlled with respect to the temperature and pressure of the system.

- The complete system should be sterilized along with vent filter, addition port and process piping.
- Vent filter should be associated with manual diaphragm valve and steam trap.
- SIP of complete system should be able to perform with cassette holder and without cassette holder
- Steam traps to be provided wherever required.

### J. Additional requirements:

- Calibration of measuring instruments according to international standards, full-loop calibration is required for GMP and quality relevant instruments. The Supplier has to provide calibration protocols and guidelines for writing SOPs for recalibration.
- Ultrafiltration system should be compatible with other manufacturers of UF cassettes.

### K. Nozzles Schedule :

#### I. Top Head Plate (*design of shell to be provided by the vendor*)

- GMP type Spray ball assembly with 360° spray (design of the same shall be submitted by the vendor)
- Sterilizing grade hydrophobic inlet and vent filter – sterilization grade with SS housing and manual diaphragm valve and steam trap with connection to drain line
- Rupture disc – NA connector with connection to the drain line
- Sight glass with illumination lamp
- Port for Spare port- TC clamps with gasket
- Port for Pressure gauge

#### II. Upper wall side:

- "J" type nozzle Port for addition of feed/ buffer –TC end with necessary sterile valve assembly
- "J" type nozzle port for Retentate

#### III. Lower wall/Bottom connections:

- Port for temperature transmitter

#### IV. Jacket:

- Bourdon pressure gauge
- Safety relief valve
- Pneumatic angle seat valve for chilled water inlet
- Pneumatic angle seat valve for chilled water outlet
- Pneumatic angle seat valve for steam inlet
- Pneumatic angle seat valve for condensate outlet
- Pneumatic angle seat valve for jacket drain with steam trap
- Pneumatic angle seat valve for jacket vent



# HLL BIOTECH LIMITED, CHENNAI

## INTEGRATED VACCINES COMPLEX, CHENGALPATTU

HLL BIOTECH LIMITED A Subsidiary of HLL Lifesciences Limited (A Government of India Enterprise)	User Requirement Specifications			
	Equipment/System	Ultra Filtration System		
	Identification #	B4-UFS 01	Document No	URS/ UFS 01
	Effective Date	17.7.2014	Revision#	03

### Note:

I.	This Technical Specification is the basis for an inquiry to a vendor and therefore the basis for the vendor's proposal.
II.	The vendor is asked to state in "REMARKS" column with "yes" if the described requirement will be completely fulfilled and with "no" in case the requirement will not or cannot be fulfilled with the proposed equipment. In case of an deviation a comment must be inserted or enclosed as a separate annexure by referring to the respective URS specification number.
III.	The vendor must clearly comment each item of the Technical Specification. The comments must be in English language. If extra cost for necessary options becomes necessary the item must be clearly stated.
IV.	In case that the requirement includes a question or request or information from the vendor, the answer / information should be stated in the "REMARKS" column.
V.	The final version of this document including the vendor's comments will become basis of a potential purchase order or contract.
VI.	The Technical Specification serves to define a summary of all vendor's requirements concerning scope of delivery and services.
VII.	The vendor is responsible for technically unobjectionable function of the equipment. This TS is not intended to dictate a technical design to the vendor. If agreed upon with the vendor, the vendor can apply his practically proven design.
VIII.	Special Instruction a. If no comments against any specification shall be considered as "NO" and b. If there is no reply / comments against the complete URS by the vendor then it shall be treated as unresponsive / technically non-compliant and rejected.
IX.	All the instruments and controls mentioned in the URS(s) are expected to be standard supply and part of your standard equipment model. In case of any deviation or redundancy or additional scope of supply is noticed, vendor is required to obtain clarification from HBL before submitting the quotes.
X.	The makes requested are standard international makes. In case of any deviation, vendor to seek clarification from HBL before submitting the offers.
XI.	Refer document Installation Requirement Specification and Specific Instructions with URS; NPI_120310_IRS_S1_01
XII.	Refer Tender document with URS; NPI_120310_EQP_TD_06

**Note:** The following points which are there in the IRS (Installation Requirement Specifications) are NOT APPLICABLE for this equipment:

- 4.1.10, 4.1.11
- **Sec 5.1**
  - a. SI.NO 3 :FDA guidance for industry
  - b. SI.NO 5 CE Conformity, SI.NO 7 ANSI/NSF 49-2008,
  - c. SI.NO 8 ISO 14664, SI.NO 9 ISO 8362

File Name	NPI_120310_EQP_URS_B4-UFS-01	Start Date	17-04-2014	Page No.	Page 9 of 17
-----------	------------------------------	------------	------------	----------	--------------

# HLL BIOTECH LIMITED, CHENNAI

## INTEGRATED VACCINES COMPLEX, CHENGALPATTU

nne pharmaplan

### User Requirement Specifications

Equipment/System

Ultra Filtration System

Identification #

B4-UFS 01

Document No

URS/ UFS 01

Effective Date

17.7.2014

Revision#

03



### Specifications

### Remarks

## 3.0 PROCESS DESCRIPTION

### 3.1 Input & Charging method

3.1.1 The feed 200 L volume will be fed into the feed tank of the filtration unit

### 3.2 Brief Process Steps

#### 3.2.1 The equipment will be used for concentration of antigen

The container containing purified component from previous process is fed to the feed vessel.

- The flow-rate of the product into the system and the feed pump shall be controlled by a VFD.
- The required number of filtration modules shall be installed as per the required process in single or with multiple UF cassettes.
- Feed and retentate will be recirculated into the vessel until the equilibrium is achieved.
- The fluid from permeate line is discarded and the retentate fluid is collected in to the feed tank.
- Constant volume diafiltration is performed, this process is continued until the required buffer exchange and concentration is achieved.
- Product Recovery- The concentrated product is recovered by passing the required volume of sterile buffer through the feed port and the product is collected through the retentate port in a sterile container placed in BSC.

### 3.3 Output & Discharging method

- After filtration the retentate shall be collected in the sterile container.

## 4.0 PRODUCTIVITY REQUIREMENT

### 4.1 Desired/ suggested capacity

- Feed Vessel: 4L (Minimum working volume) and 200 L (Maximum working Volume)

### 4.2 Standard batch size

Not Applicable

### 4.3 Other Productivity Requirement


Not Applicable

## 5.0 CONTAINMENT

Ultrafiltration system should be validated as leak proof system to contain its integrity till the end of process

# HLL BIOTECH LIMITED, CHENNAI

## INTEGRATED VACCINES COMPLEX, CHENGALPATTU

HLL Biotech Limited Chennai	User Requirement Specifications				 HLL BIOTECH LIMITED A Subsidiary of HLL Lifesciences Limited (A Government of India Enterprise)
	Equipment/System	Ultra Filtration System			
	Identification #	B4-UFS 01	Document No	URS/ UFS 01	
	Effective Date	17.7.2014	Revision#	03	

Specifications		Remarks
6.0 GMP REQUIREMENTS		
6.1 Process control		
6.1.1	The Ultrafiltration unit should essentially have the necessary provisions for adjustment / control of the following critical process parameters:	
6.1.2	Following parameters shall be controlled by the system	
	<ul style="list-style-type: none"><li>Pressure (trans membrane pressure (TMP), differential pressure (<math>\Delta P</math>))</li></ul>	
	<ul style="list-style-type: none"><li>Retentate Flow</li></ul>	
	<ul style="list-style-type: none"><li>Temperature of the product</li></ul>	
	<ul style="list-style-type: none"><li>Flow of the feed</li></ul>	
	<ul style="list-style-type: none"><li>NWP stabilization and measurement time</li></ul>	
	<ul style="list-style-type: none"><li>Duration of the cycle</li></ul>	
	<ul style="list-style-type: none"><li>The drain valve position and control.</li></ul>	
	<ul style="list-style-type: none"><li>Parameters during CIP &amp; SIP</li></ul>	
	<ul style="list-style-type: none"><li>Variable frequency drive (Pump Speed)</li></ul>	
	<ul style="list-style-type: none"><li>Level of the product</li></ul>	
	<ul style="list-style-type: none"><li>Manual control of product flow in permeate and retentate line</li></ul>	
6.1.3	Following conditions need only notification to operator for procedural control:	
	<ul style="list-style-type: none"><li>Emergency stop activated.</li></ul>	
	<ul style="list-style-type: none"><li>Power failure.</li></ul>	
	<ul style="list-style-type: none"><li>Malfunction of sensors of temperature, pressure, flow and conductivity</li></ul>	
6.2 Failure mode detection		
6.2.1	Equipment shall be capable to detect the following failure, notify the operator with alarm and shutdown the process:	
	<ul style="list-style-type: none"><li>High/Low feed temperature</li></ul>	
	<ul style="list-style-type: none"><li>High/Low permeate conductivity</li></ul>	
	<ul style="list-style-type: none"><li>High/Low permeate flow</li></ul>	
	<ul style="list-style-type: none"><li>High/Low feed, Retentate and permeate pressure</li></ul>	
	<ul style="list-style-type: none"><li>High/Low feed pump speed</li></ul>	

# HLL BIOTECH LIMITED, CHENNAI

## INTEGRATED VACCINES COMPLEX, CHENGALPATTU

One pharmaplan

### User Requirement Specifications

Equipment/System

Ultra Filtration System

Identification #

B4-UFS 01

Document No

URS/ UFS 01

Effective Date

17.7.2014

Revision#

03



### Specifications

### Remarks

- Digital input alarms

- Step duration alarms

### 6.3 In -Process control

6.3.1 TMP,  $\Delta P$

6.3.2 Pressure monitoring at feed, retentate and permeate line.

6.3.3 Temperature measurement and control of the product.

6.3.4 Measurement and control of fluid level in the tank.

6.3.5 Flow measurement on the permeate line

### 6.4 Level of instrumentation

Sufficient and suitable instrumentation for the process, safety and productivity control as indicated in the following table:

Parameters	Purpose	Type of Instrumentation	Remarks
Temperature	Monitor ,Indicate, Record and control the temperature of the product in the vessel	RTD sensor and temperature transmitter	
Pressure	Monitor, Indicate, Record and control the pressure(TMP& $\Delta P$ )	Pressure transmitter	
pH	To monitor, indicate and record the pH	pH Sensor	
Flow rate	Monitor the rate of permeate flow	Mass Flow meter with transmitter	
Conductivity	To monitor, indicate and record the conductivity during process	Conductivity sensor	
Level of the volume	To maintain the required volume	Level sensor with accuracy of +/-1% and the product foam/froth should not interfere with the level measurements	

### 6.5 Batch data display and record printing

Vendor have to provide the PLC based system and Batch data to be printed for all process values, all parameters including the volumes of permeate ,retentate but not limited to these

6.5.1 HMI screen size shall be minimum of 10"

6.5.2 HMI should continuously display all parameters including volumes of retentate and permeate

File Name

NPI\_120310\_EQP\_URS\_B4-UFS-01

Start Date

17-04-2014

Page No.

Page 12 of 17



# HLL BIOTECH LIMITED, CHENNAI

## INTEGRATED VACCINES COMPLEX, CHENGALPATTU

HLL BIOTECH LIMITED (A Subsidiary of HLL Lifecare Limited) (A Government of India Enterprise)	User Requirement Specifications			
	Equipment/System	Ultra Filtration System		
	Identification #	B4-UFS 01	Document No	URS/ UFS 01
	Effective Date	17.7.2014	Revision#	03

Specifications	Remarks
6.5.3 Human machine interface must be used to enter the process details, which should appear in the Batch data, print out.	
6.5.4 All critical alarms, critical parameters & interlocks	
6.5.5 All Recipes/ sequences (process, CIP, transfer etc.)	
6.5.6 P&ID of the UF system along with instrumentation details to be shown in the HMI	
6.5.7 Login details	
<b>6.6 GMP requirements (Others)</b>	
6.6.1 Equipment design must be designed for aseptic processing.	
6.6.2 All process relevant wiring has to be executed in fail safe manner.	
<b>6.7 Specific requirements</b>	
6.7.1 In general the equipment has to be designed in a way to get easy and quick access to all necessary maintenance points e. g. Motors, etc.	
6.7.2 All pipeline joints should be connected with sanitary type triclover clamps and flanges	
6.7.3 The configuration of the system should be that, the operator would be able to create any particular cycle like the regular process, sanitation cycle, CIP cycle, etc. The parameters of the cycle should be choose-able by the operator at any given point of time in a predetermined path	
6.7.4 High pressure/Low pressure cut off installed on the feed line after the pump.	
6.7.5 System should be programmable to process product feed inlet and concentration simultaneously.	
6.7.6 Auto Torque hardware for uniform cassette sealing should be provided	
6.7.7 All diaphragm valves must be of sanitary type	
6.7.8 All pressure gauge's should be sanitary type and diaphragm seal type rated from 0 to 6 bar(g) connected with a TC end	
6.7.9 Manual override provision should be provided, in case the Operator chooses to adjust any of the parameters manually for any reason	
6.7.10 Nozzle shell shall be seamless.	
6.7.11 Nozzle connection to be Triclover.	
6.7.12 Nozzles, adaptors, instrument shall comply to ASME BPE compliant.	
6.7.13 Total motor drive assembly with SS304 cover.	

# HLL BIOTECH LIMITED, CHENNAI

## INTEGRATED VACCINES COMPLEX, CHENGALPATTU

nne pharmaplan

### User Requirement Specifications

Equipment/System

Ultra Filtration System

Identification #

B4-UFS 01

Document No

URS/ UFS 01

Effective Date

17.7.2014

Revision#

03



### Specifications

### Remarks

**6.7.14** Lamp for illumination should be provided.

#### **6.7.15 Pump specification: Sterile Sanitary design**

**Type:** Rotary Lobe type

**CIP able :** Yes

**SIP able:** Yes

**Surface finish:** Ra <0.5 µm [EP]

**MOC:** SS316L

**Pump rate:** 4m<sup>3</sup>/hr @ 4 bar(g)

**Speed:** 50-600 RPM

**Seal:** Single mechanical seal[EP]

**Elastomers:** EPDM – FDA/ USP

**6.7.16** SS Piping design should be ASME BPE 2012 compliant

**6.7.17** All controls should be ergonomically located for operator convenience

**6.7.18** The ultrafiltration system should have dry-run protection before the feed pump.

**6.7.19** Cassette holder should be placed in a position that it should completely drainable

#### **6.7.20 Design Considerations:**

6.7.20.1 Vessel design Pressure: (vendor to specify)

6.7.20.2 Design pressure for safety release valve: (vendor to specify)

6.7.20.3 Jacket design pressure: (vendor to specify)

6.7.20.4 Vessel design Temperature: (vendor to specify)

6.7.20.5 Vessel working Temperature: 0°C to 134°C

6.7.20.6 Vessel working Pressure: -1 to 3 bar(g)

**6.7.21** Performance Requirements: Vendor to demonstrate the following during FAT/SAT and not limited to below mentioned requirements:-

6.7.21.1 Sterility of the complete system during SAT

6.7.21.2 Flux- to be demonstrated with dummy cassettes during SAT

6.7.21.3 CIP- effectiveness to be demonstrated and spray ball coverage during FAT

6.7.21.4 Temperature Control along with the level accuracy to be demonstrated.

6.7.21.5 Containment of the whole system

File Name

NPI\_120310\_EQP\_URS\_B4-UFS-01

Start Date

17-04-2014

Page No.

Page 14 of 17



# HLL BIOTECH LIMITED, CHENNAI

## INTEGRATED VACCINES COMPLEX, CHENGALPATTU

nne pharmaplan

### User Requirement Specifications

Equipment/System

Ultra Filtration System

Identification #

B4-UFS 01

Document No

URS/ UFS 01

Effective Date

17.7.2014

Revision#

03



### 8.0 ABBREVIATION

Abbreviation	Definition
$\Delta P$	Differential Pressure
$^{\circ}C$	Degree Centigrade
db	Decibel
HMI	Human Machine Interface
HBL	HLL Biotech Ltd
MOC	Material Of Construction
NNE	Novo Nordisk Engineering
NPI	NNE Pharmaplan India Ltd
P&ID	Piping and Instrumentation Diagram
NMT	Not more than
NWP	Nominal Water Permeability
PLC	Programmable Logic Controller
RPM	Revolutions Per Minute
SS	Stainless steel
TMP	Trans membrane Pressure
UFS	Ultra Filtration System


### 9.0 REVISION INDEX

Revision	Date	Reason for revision
00	06-05-2014	First Draft for Client's Review
01	19-05-2014	Updated as per clients mail dated 17-May-2014
02	10-06-2014	Updated as per clients mail dated 04-June-2014
03	04-07-2014	Updated as per MOM dated 04-July-2014



# HLL BIOTECH LIMITED, CHENNAI

## INTEGRATED VACCINES COMPLEX, CHENGALPATTU

HLL Pharmaplan	User Requirement Specifications				 <b>HLL BIOTECH LIMITED</b> (A Subsidiary of HLL Vaccines Limited) (A Government of India Enterprise)
	Equipment/System	Ultra Filtration System			
	Identification #	B4-UFS 01	Document No	URS/ UFS 01	
	Effective Date	17.7.2014	Revision#	03	

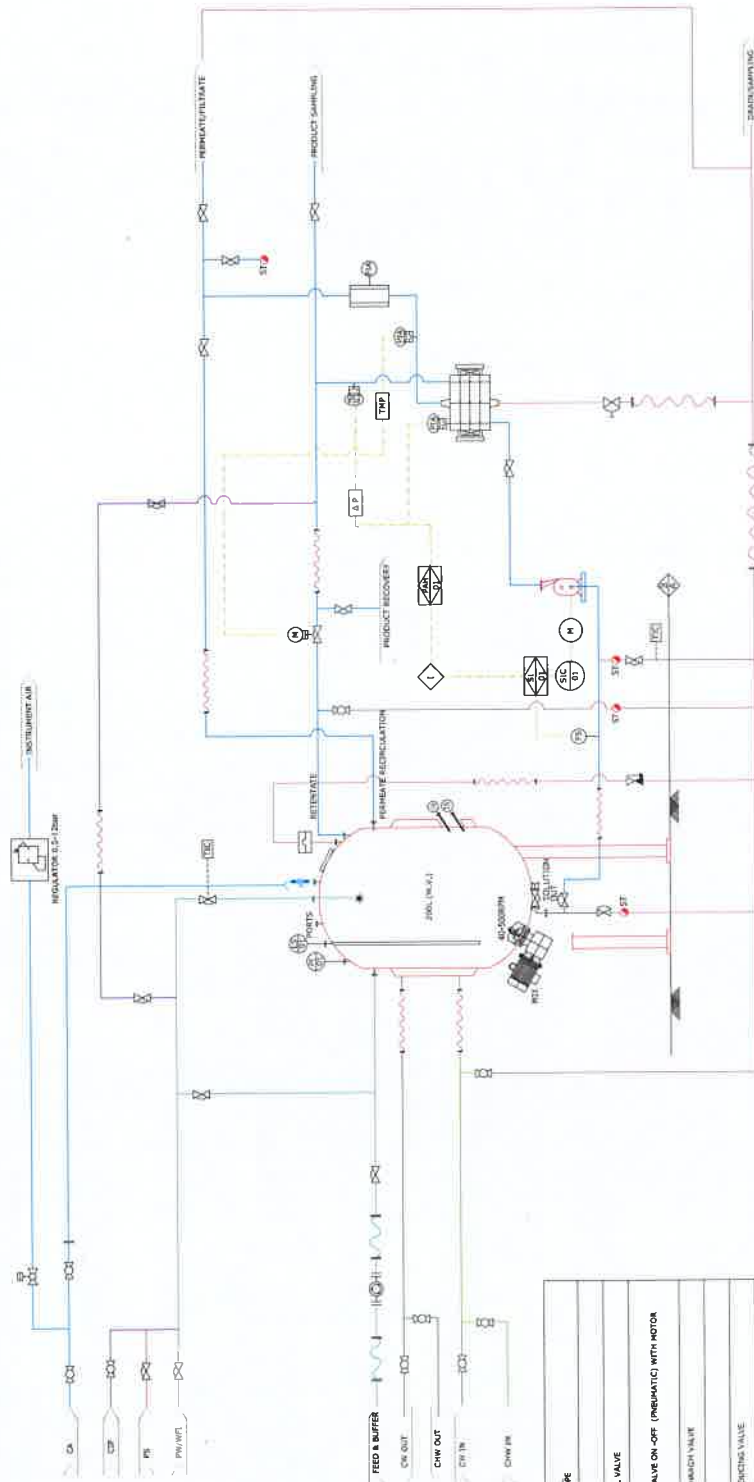
### Annexure 1

#### List of Preferred Make of components

S.NO	DESCRIPTION	MAKE
<b>A</b>	<b>INSTRUMENTATION</b>	
1	PLC	Allen Bradley/ Siemens
2	Operator Interface/HMI	Allen Bradley/ Siemens
3	Temperature transmitter	Radix/ Yokogawa/Emerson
4	Temperature sensor	NEGELE/E&H/Radix
5	pH sensor	METTLER TOLEDO/E&H
6	Pressure transmitter	Wika /Dwyer/labom
7	Air pressure regulator	FESTO
8	Level sensor	E&H / Mettler Toledo
9	Mass flow meter	E&H
<b>B</b>	<b>MECHANICAL</b>	
10	Steam trap	Spirax Marshall/STERIFLOW
11	Rupture Disc	Fike
12	Pressure gauges	WIKA/Denver/Negele
13	Vent filter cartridge	Sartorius/PALL/Millipore
14	Filter housing	Sartorius/ PALL/Millipore
15	Spray ball	HAKE/LECHLER
16	Diaphragm valve(Manual)	GEMU /Novaseptic
17	Ball valve(Manual)	Modentic/Alfa laval
18	Flush bottom valve	Novaseptic/GEMU
19	Flow switch	E&H/ Wika/Emerson
<b>C</b>	<b>PNEUMATIC</b>	
20	Diaphragm valve(Automatic)	GEMU/ SED
21	Angle Seat valve	GEMU/ SED
<b>D</b>	<b>ELECTRICAL</b>	
22	Lamp	PAPENMEIER



Note: This is an indicative drawing, actual P&ID shall be given by the vendor.



NOTE:

1. Isolation of the vessel from skid should be possible at any given time

CLIENT CODE	CLIENT NAME	CLIENT ADDRESS	CLIENT PHONE	CLIENT FAX	CLIENT EMAIL	CLIENT WEBSITE	CLIENT LOGO
01	INTEGRATED VACCINES COMPLEX, HLL BIOTECH LIMITED	CHENGALPATTU					
02	INTEGRATED VACCINES COMPLEX, HLL BIOTECH LIMITED	CHENGALPATTU					
03	INTEGRATED VACCINES COMPLEX, HLL BIOTECH LIMITED	CHENGALPATTU					
04	INTEGRATED VACCINES COMPLEX, HLL BIOTECH LIMITED	CHENGALPATTU					
05	INTEGRATED VACCINES COMPLEX, HLL BIOTECH LIMITED	CHENGALPATTU					
06	INTEGRATED VACCINES COMPLEX, HLL BIOTECH LIMITED	CHENGALPATTU					
07	INTEGRATED VACCINES COMPLEX, HLL BIOTECH LIMITED	CHENGALPATTU					
08	INTEGRATED VACCINES COMPLEX, HLL BIOTECH LIMITED	CHENGALPATTU					
09	INTEGRATED VACCINES COMPLEX, HLL BIOTECH LIMITED	CHENGALPATTU					
10	INTEGRATED VACCINES COMPLEX, HLL BIOTECH LIMITED	CHENGALPATTU					
11	INTEGRATED VACCINES COMPLEX, HLL BIOTECH LIMITED	CHENGALPATTU					
12	INTEGRATED VACCINES COMPLEX, HLL BIOTECH LIMITED	CHENGALPATTU					
13	INTEGRATED VACCINES COMPLEX, HLL BIOTECH LIMITED	CHENGALPATTU					
14	INTEGRATED VACCINES COMPLEX, HLL BIOTECH LIMITED	CHENGALPATTU					
15	INTEGRATED VACCINES COMPLEX, HLL BIOTECH LIMITED	CHENGALPATTU					
16	INTEGRATED VACCINES COMPLEX, HLL BIOTECH LIMITED	CHENGALPATTU					
17	INTEGRATED VACCINES COMPLEX, HLL BIOTECH LIMITED	CHENGALPATTU					
18	INTEGRATED VACCINES COMPLEX, HLL BIOTECH LIMITED	CHENGALPATTU					
19	INTEGRATED VACCINES COMPLEX, HLL BIOTECH LIMITED	CHENGALPATTU					
20	INTEGRATED VACCINES COMPLEX, HLL BIOTECH LIMITED	CHENGALPATTU					

Rev.	Date	Checked	Kind of revision	No. of Prints	Date	Issued To
01	15.05.2014	SKM	Initial			
02	16.05.2014	SKM	Changed as per clients comments			
03	16.05.2014	SKM	Kind of revision			
04	16.05.2014	SKM	Kind of revision			
05	16.05.2014	SKM	Kind of revision			
06	16.05.2014	SKM	Kind of revision			
07	16.05.2014	SKM	Kind of revision			
08	16.05.2014	SKM	Kind of revision			
09	16.05.2014	SKM	Kind of revision			
10	16.05.2014	SKM	Kind of revision			
11	16.05.2014	SKM	Kind of revision			
12	16.05.2014	SKM	Kind of revision			
13	16.05.2014	SKM	Kind of revision			
14	16.05.2014	SKM	Kind of revision			
15	16.05.2014	SKM	Kind of revision			
16	16.05.2014	SKM	Kind of revision			
17	16.05.2014	SKM	Kind of revision			
18	16.05.2014	SKM	Kind of revision			
19	16.05.2014	SKM	Kind of revision			
20	16.05.2014	SKM	Kind of revision			

Project No.: 120310	Location: CHENGALPATTU
Client: INTEGRATED VACCINES COMPLEX, HLL BIOTECH LIMITED	
Description: ULTRA FILTRATION SYSTEM 200L (W.V.) RABIES BULK BLOCK	
Date: 16.05.2014	Rev: 01
Checked: 16.05.2014	Scale: 1:1
Approved: 16.05.2014	Units: mm
Scale: 1:1	Size: A3
Drawing no: NP/120310/EQP/ID/04-UPS 01	Rev: 01

Supra KV

