

**MINUTES OF THE MEETING**

**PRE BID MEETING OF TENDER FOR  
SUPPLY, INSTALLATION, TESTING, COMMISSIONING &  
VALIDATION OF CLEAN ROOM EQUIPMENT AT HLL BIOTECH LIMITED, CHENGALPATTU, CHENNAI**

**Document No. :** NPI-120310-EQP-S1-TD-14

**Venue :** HLL Biotech Limited, Chennai

**Date :** 13.08.2015

**Project :** Integrated Vaccines Complex, Chengalpattu

**Attendees :** See attached list of attendees

**Issued by :** Mr. Suresh S (Sr. Manager –Procurement)

**Issued on :** 17<sup>th</sup> August 2015

**Issued from :** HLL Biotech Limited ,Chennai

Agenda	
1.	Pre-bid Meeting of Clean Room Equipment's for IVC, Chengalpattu

S. No.	Clarifications on queries	
	<b>Tender for supply, installation, testing, commissioning &amp; validation of clean room equipment at HLL Biotech limited, Chengalpattu : NPI-120310-EQP-S1-TD-14</b>	
<b>A</b>	<b>Discussion on Tender Enquiry Document: NPI-120310-EQP-S1-TD-14</b>	
	<b>General Discussion Points</b>	
1.	Technical bids of the respective schedules should be submitted in single envelop. Vendor should submit schedule wise EMD's & Price bid in a schedule wise separate envelop.	
2.	For Bio safety Cabinet (Schedule 1) , Those vendors who don't have NSF 49 certified Bio Safety Cabinet will be considered conditionally provided they produce the NSF certification for the equipment's prior to their dispatch ,failing which they will be liable to supply a NSF 49 certified biosafety cabinet from other certified vendor without any extra cost and obligations to Client.	
3.	Vendor to consider Initial pressure drop of 15 mmWC for HEPA/ULPA filters (except air shower HEPA filter)	
4.	For qualification criteria of (Schedule 5), if vendors are not the sole manufacturers or authorized indian representative for Air Curtain and Insect-o-Cutter they should arrange the same as per the below preferred makes: <b>Air Curtain</b> :Sam Product / Contra Fresh / MK sales / Multivent / Airotek / Bousolli <b>Insect-O-Cutter</b> :Ultamind / Klean Air / Johnson /Tele net/ Harrison	
5.	Molybdenum test should be performed for SS 304 & SS 316 L by the vendor as a part of material testing	
S. No.	Clarifications on URSs	
<b>B</b>	<b>URS: Biosafety cabinet Class II A2 type (URS/BSC 01) &amp; Class II B2 type (URS/BSC 02)</b>	
1	<b>Specific revision in the URS</b>	
	<b>URS Point number and excerpt* / description of the specification *</b>	<b>Point modified as / Comment</b>
1.1	Level of Instrumentation	Down flow and inflow air velocity sensors should be provided Automatic speed control of motor to overcome the filter choking and to maintain the inward and outward flow velocity as per NFS 49 guideline.
1.2	Illumination Level : 1000 lux	BSC shall be provided with fluorescent lamp suitable to provide minimum 600 lux at working level. The fluorescent lamp should be positioned in a manner that it is not in in direct visual contact of the operator
1.3	Preferred make for Motor Blower assembly: EBM-PAPST / Nicotra / Kruger / Zeil-Abegg./ABB/Crompton	Blower motor shall be EC type. Preferred make for Motor Blower assembly: Zeil-Abegg / ebm-NADI / ebm-PASST / Kruger
1.4	Interior Material S.S.304	All interior material should be SS316L (work table, inner side and rare walls)

S. No.	Clarifications on queries	
1.5	MOC of fan Aluminium or SS.	MOC of fan shall be SS.
1.6	Bio –Safety Cabinet Certification:	NSF 49 requirement should be considered as 'NFS 49 certified. Vendor has to provide NSF-49 certificate as third Party Inspection.
1.7	Touch Screen as HMI.	Soft touch or Touch screen controls for blower, light, outlet and UV shall be provided along color coded indicator (different for each application)
1.8	Work Tray	The work tray shall be removable type with handles, integrated with the front air grille, for joint-free construction, MOC shall be SS316L. Perforation on work tray shall be in on Front, Back and Both sides. Centre Part shall not have any perforation.
1.9	Main body and support stand	The main body and support stand to be SS304, min 240 grid. The support stand to be provided with castor wheels with lockers made of PU castor/Teflon with level adjustment facility.
1.10	Side Panels:	All side panels (exterior) shall be SS 304 with min. 240 grid
1.11	Ducting Distance for selection of Exhaust Blower:	Vendor has to Design Exhaust Blower for Class –II, Type B2 BSC considering Duct length of minimum 30 mtr.
1.12	Maximum Height of Unit along with 750 mm Stand:	Minimum height provided for all BSC's in the Annexure can be consider as maximum height of the unit shall be 300 mm lesser than room height mentioned in the annexures.
<b>C</b>	<b>URS: Ceiling suspended LAF (URS/CLF 01), LAFU (URS/LAF 01) and Mobile LAF (URS/MLF 01)</b>	
<b>2</b>	<b>Specific revision in the URS</b>	
	<b>URS Point number and excerpt* / description of the specification *</b>	<b>Point modified as / Comment</b>
2.1	Coving Requirement :	Ceiling suspend LAF's which are not flushed with false ceiling has to be provided with SS coving.
2.2	DP Switch / DP Transmitter / Photohelic Guage:	DP switch/transmitter /Photohelic gauge to be provided to monitor the differential pressure across the HEPA filter and the same should control the motor RPM to maintain the constant airflow within the permissible limit. If the number of modules is more

S. No.	Clarifications on queries	
		than one then each module shall have separate DP switch/transmitter /Photohelic gauge.
2.3	Anti-static PVC curtains:	Anti-static PVC curtains minimum of 2mm thickness should be provided (Except for filling and sealing line ceiling suspended LAFs)
2.4	Preferred make for Motor Blower assembly: EBM-PAPST / Nicotra / Kruger / Zeil-Abegg./ABB/Crompton	Blower motor shall be EC type. Preferred make for Motor Blower assembly: Zeil-Abegg / ebm-NADI / ebm-PASST / Kruger
2.5	Air Velocity Detection :	In failure mode air velocity detection is added .
2.6	Backup Battery for LAFU ,CLAF for HMI control	Backup battery is not required for HMI control
2.7	Sash Opening for LAFU :	Movement of Sash opening should be manual
2.8	Differential Pressure Across HEPA filter	<b>For LAFU and Mobile LAF</b> DP switch/transmitter /Photohelic gauge to be provided to monitor the differential pressure across the HEPA filter
2.9	Illumination at working Level	LAFU ,CLAF, Mobile LAF etc. shall be provided with tear drop light fitting suitable to provide minimum 600 lux at working level.
2.10	Battery Backup for Mobile LAF	Battery backup with inverter should be for minimum of 2 hours.
<b>D</b>	<b>URS: Air shower</b>	
<b>3</b>	<b>Specific revision in the URS</b>	
	<b>URS Point number and excerpt* / description of the specification *</b>	<b>Point modified as / Comment</b>
3.1	Door Assembly :	Door assembly MOC should be GI powder coated / SS / Heavy duty durable aluminium with glass windows (minimum 5 mm thick toughened glass) permitting visibility shall be provided along with hydraulic door closer and lockset.  Preferred make for door closer: Dorma shall be selected based on the working pressure.



S. No.	Clarifications on queries	
3.2	Blower & Motor Make:	Preferred make for Motor and Blower: Crompton Greaves/ ABB/ GE/ Siemens / Kruger/ Nicotra
3.3	Emergency Push Button.	As the required Air-Shower is 2-way type .3 no's of emergency push button should be provided (one each at entry, exit and inside)
<b>D</b>	<b>URS: Dynamic garment cubicle</b>	
<b>4</b>	<b>Specific revision in the URS</b>	
	<b>URS Point number and excerpt* / description of the specification *</b>	<b>Point modified as / Comment</b>
4.1	Noise Level : Noise level shall be <65dB	Noise level shall be <60dB
4.2	In Door Type	Door hinges shall be concealed type is added.
<b>E</b>	<b>URS: De-Dusting tunnel</b>	
<b>5</b>	<b>Specific revision in the URS</b>	
	<b>URS Point number and excerpt* / description of the specification *</b>	<b>Point modified as / Comment</b>
5.1	Roller Space:	Space between the roller should be minimum as possible
5.2	PVC Curtain & Door Interlocking:	Anti-static PVC curtains minimum of 2mm thickness should be provided Door & interlocking mentioned in URS to be deleted.
5.3	Differential Pressure Audio Alarm:	Audio alarm system for pressure drop across the filter is deleted
5.4	Roller Extension :	Roller length should be extended up to 0.6 meter on both side. At the unloading area of tunnel a ramp shall be provided Height of the Roller shall be 300 mm from floor.
5.5	Internal Dimension :	Internal Height of the De-Dusting shall be 1.0 mtr considering 250 mm Pallet height.

S. No.	Clarifications on queries	
		Vendor can extend the width of the equipment as per design but height remain as per the URS
<b>F</b>	<b>URS: Fume Hood</b>	
<b>6</b>	<b>Specific revision in the URS</b>	
	URS Point number and excerpt* / description of the specification *	Point modified as / Comment
6.1	Walk in Fume Hood Height -1.6 mtr	For walk in type fume hoods height can be considered to 2.0 meter
6.2	Internal lining:	Hood lining shall be SS 316
6.3	Interior MOC:	Hood interior shall be SS 304
6.4	Flame Proof Motor:	Flame proof Motor to be consider for walk in fume hoods in which ethanol will be handled.
6.5	Exhaust Duct Length for Design of Exhaust Blower :	Vendor to consider 35 Mtr Duct length for QC area Fume Hood and 25 Mtr Duct Length for MBB area for designing of Exhaust Blower.
6.6	Carbon Filter:	Vendor has to consider carbon filter at the outlet with necessary arrangement/Cabinet etc. Preferred Make for Carbon filter : Camfil
<b>G</b>	<b>Clarification on Commercial Queries</b>	
	Clause in Tender Document	Point modified as/ Comment
1.	<b>Section I : Notice Inviting Tender</b> Clarification on EMD	If vendors participate for more than one schedule, Schedule wise separate EMDs has to be submitted.
2.	<b>Section II : General Instruction to Tenderers</b> <b>6.2. Tender Cost/Tender Fee</b> Vendors requested whether Tender fee is exempted for NSIC.	It is clarified that Tender Fee is applicable to all and no exemptions permitted.
3.	<b>Section XI : Price Schedule</b> Clarification on Price Schedule	Price Schedule can be Computer printed, however all pages must be signed and stamped as mentioned in "Instructions to Bidders"
4.	<b>Section XI : Price Schedule</b> Clarification on Price Schedule	Separate Price Schedules has to be submitted schedule wise in case vendors participate for more than one schedule.

S. No.	Clarifications on queries	
5.	<b>Section B : Finance, Point 3, Page 58 &amp; Section E : Attachments, Point 5, Page 63</b> Clarification on Annual Turnover of the Firm/ company	Turnover details for FY 2011-12, 2012-13, 2013-14 or FY2012-13, 2013-14, 2014-15 can be submitted.
6.	<b>Section C : Experience</b> Documentary evidence of work completion certificate duly signed & stamped must be enclosed including the evidence of the facility having approved by regulatory agencies.	Documentary evidence of work completion certificate duly signed & stamped by Client must be enclosed.
7.	Submission of completed Tender: 01-09-2015, 15:00 Hrs	Submission of completed Tender: 09-09-2015, 10:30 Hrs
8.	Opening of Techno-Commercial Bid: 01-09-2015, 15:30 Hrs	Opening of Techno-Commercial Bid: 09-09-2015, 11:00 Hrs

**For HLL Biotech Limited**
















(S.SURESH) - 17/09/15.



**Chief Executive Officer**

**LIST OF ATTENDEES**

**Subject :** Pre bid Meeting for Clean Room equipment – IVC at HBL Office, Tidel Biopark Phase II Campus, Chennai  
**Date & Time :** 13.08.2015 @ 10.30 Hrs.  
**Venue :** HBL Corporate Office, Taramani, Chennai

S.NO	Name & Designation	Organization	Contact Details	Signature
1	SUNIL KUMAR BRANCH MANAGER 9448047623	ESCO BIOTECH INDIA	9448047623	
	Raviswanathan Area Manager - Chennai 9566293330	ESCO BIOTECH PVT LTD	9566293330	
2	B. PARTHIBAN GEMINI COOLING SYSTEMS PROJECTS PVT LTD, CHENNAI	GEMINI COOLING SYSTEMS PROJECTS PVT, LTD, CHENNAI	9381374385 gemini cooling systems@gnai.com	 13/08/15
3	Mirind Punwatkar	GMP Tech	9769258074 mirind.p@gmp7ech.net	
4	Gajendra CH Manager - Sales Alpha Linear Global	Alpha Linear	9538414199	
5	SHANTHI MURALI Manager - Chennai KlenzAids	KLENZAIDS	9445180521	
6	Ch. L. Punna Rao Dy. Manager	HBL	8680072323	
7	Ch. Rishi Instrumentary	HBL	9940207513	
8	Saijeen Kumar R	HBL	9500732562	
9	B. Sathesh	HBL	9443028323	
10	SABARINATHAN M Dy. MANAGER (HRC)	HBL	9791071075	
11	NAVIN KUMAR.P	HBL	NAVINKP@HLLBIOTECH.COM 9751561877	
12	Manohar M.S.	NNE	mns@nnepharmplan.com 9035556337	
13	V. Sivaganesan Manager - Ops	HBL	9486022966	